



**Executive Committee Agenda**  
**October 15, 2015, 4:00 p.m. Eastern**  
**Florida Association of Counties**  
**100 South Monroe Street**  
**Tallahassee, Florida 32301**  
**Dial-in Number: 1-888-670-3525**  
**Participant Passcode: 998 449 5298#**

1. Call to Order and Roll Call
2. Public Comment
3. Approval of Minutes from September 23, 2015 Executive Committee Meeting
4. Discussion of Draft Report on August 26, 2015 Goal Setting Workshop
5. New Business
6. Public Comment
7. Upcoming Executive Committee and Board Meetings  
**Full Board of Directors**  
November 18, 2015, 9:00 – 11:00 am, ET  
*Omni Amelia Island Plantation*  
*Nassau County*
8. Adjourn

## Notice of Meeting/Workshop Hearing

### OTHER AGENCIES AND ORGANIZATIONS

#### Gulf Consortium

The Gulf Consortium Executive Committee announces a telephone conference call to which all persons are invited.

DATE AND TIME: October 15, 2015 at 4:00 pm (ET)

PLACE: Dial in Number: 888-670-3525

Participant Passcode: 998 449 5298#

GENERAL SUBJECT MATTER TO BE CONSIDERED: The Executive Committee of the Gulf Consortium will discuss the draft Report on the August 26, 2015 Goal Setting Workshop and conduct other business. In accordance with section 163.01, the location of the conference call is the Florida Association of Counties, 100 S. Monroe Street, Tallahassee, FL 32301.

A copy of the agenda may be obtained by contacting: Ginger Delegal at 850-922-4300 or [gdelegal@fl-counties.com](mailto:gdelegal@fl-counties.com); or, see [www.FACRestore.com](http://www.FACRestore.com).

Pursuant to the provisions of the Americans with Disabilities Act, any person requiring special accommodations to participate in this workshop/meeting is asked to advise the agency at least 3 days before the workshop/meeting by contacting: Ginger Delegal at 850-922-4300 or [gdelegal@fl-counties.com](mailto:gdelegal@fl-counties.com). If you are hearing or speech impaired, please contact the agency using the Florida Relay Service, 1-800-955-8771 (TDD) or 1-800-955-8770 (Voice). If any person decides to appeal any decision made by the Board with respect to any matter considered at this meeting or hearing, he/she will need to ensure that a verbatim record of the proceeding is made, which record includes the testimony and evidence from which the appeal is to be issued.

For more information, you may contact Ginger Delegal at 850-922-4300 or [gdelegal@fl-counties.com](mailto:gdelegal@fl-counties.com); or, see [www.FACRestore.com](http://www.FACRestore.com).

Gulf Consortium Executive Committee Meeting  
October 15, 2015, 4:00 p.m., Eastern  
FAC Office - Conference Call



<u>County</u>	<u>Executive Committee Member</u>	<u>Present</u>
Escambia	Commissioner Grover Robinson	
Gulf	Warren Yeager	
Monroe	Commissioner George Neugent	
Pinellas	Susan Latvala	
Walton	Commissioner Sara Comander	

**Gulf Consortium Executive Committee  
October 15, 2015**

**Agenda Item 3  
Approval of September 23, 2015 Executive Committee Minutes**

**Statement of Issue:**

This agenda item proposes approval of the September 23, 2015 Executive Committee meeting minutes.

**Options:**

- (1) Approve the September 23, 2015 Executive Committee minutes, as presented; or
- (2) Amend and then approve the September 23, 2015 Executive Committee minutes.

**Recommendation:**

Motion to approve the September 23, 2015 Executive Committee meeting minutes, as presented.

**Prepared by:**

Ginger Delegal  
Florida Association of Counties  
Interim Manager  
On: October 8, 2015

**Attachment:**

Draft 9/23/15 Minutes

**Action Taken:**

Motion to: \_\_\_\_\_, Made by: \_\_\_\_\_;

Seconded by: \_\_\_\_\_.

Approved\_\_\_\_; Approved as amended\_\_\_\_; Defeated\_\_\_\_\_.

**Gulf Consortium Executive Committee Meeting  
September 23, 2015, 10:00 a.m. (Eastern)  
Florida Association of Counties  
Leon County, Tallahassee, Florida**

---

**Officers in Attendance Telephonically:** Commissioner Sara Comander (Walton), Susan Latvala (Pinellas), Commissioner George Neugent (Monroe), Commissioner Grover Robinson (Escambia) and Warren Yeager (Gulf).

---

**Agenda Item #1 – Call to Order**

Commissioner Grover Robinson (Escambia) called the meeting to order at 10:05 am (ET).

---

**Agenda Item #2 – Public Comment**

There was no public comment.

---

**Agenda Item #3 – Approval of Minutes from June 11, 2015 Executive Committee Meeting**

Ms. Ginger Delegal, Interim Manager, presented the minutes from the August 20, 2015 Executive Committee meeting. A motion to approve the August, 2015 Executive Committee minutes was presented by Susan Latvala (Pinellas) and seconded by Commissioner George Neugent (Monroe).

**ACTION: APPROVED**

---

**Agenda Item #4 – Planning Grant Application Approval**

Ms. Ginger Delegal, Interim Manager, presented the Planning Grant Application (Application) for submission to the Restoration Council. She provided an overview of the significant changes to the Application including no request for pre-award costs for either the Florida Association of Counties (FAC) or Nabors Giblin & Nickerson (NGN), no request for FAC’s continued general management services for the Gulf Consortium, a place holder for a new contract manager position, an increase in requests for feasibility studies and conceptual designs and a shift in the grant management function from Leon County to Langton Associates as part of the contract with ESA. Lisa King, of Langton Associates, was available to answer questions. Discussion ensued. A motion to approve the Planning Grant Application for immediate submission to the Restoration Council was presented by Commissioner Sara Comander (Walton) and seconded by Commissioner George Neugent (Monroe).

**ACTION: APPROVED**

---

**Agenda Item # 5 – New Business**

There was no new business.

---

**Agenda Item # 6 – Public Comment**

There was no public comment.

---

**Agenda Item #8 – Upcoming Executive Committee and Board Meetings**

The next meeting of the Executive Committee will be held via teleconference on Thursday, October 15, 2015, at 4:00 pm ET. The next meeting of the Consortium Board of Directors will be held on November 18, 2015 from 9:00-11:00 am ET at the Omni Amelia Island Plantation in Nassau County.

---

**Agenda Item #8 – Adjournment**

There being no further business, the Committee adjourned at 10:41 am (ET).

Respectfully submitted,

Grover Robinson  
Chairman

**Gulf Consortium Executive Committee**  
**October 15, 2015**

**Agenda Item 4**  
**Discussion of Report on August 26, 2015 Goal Setting Workshop**

**Executive Summary:**

Discuss the report as drafted by the ESA Consultant Team on the August 26, 2015 Goal Setting Workshop.

**Background:**

Following the June 19, 2015 Gulf Consortium meeting, the ESA Consultant Team prepared and distributed a questionnaire and supporting informational materials to the Consortium members to express their individual thoughts and opinions on the issues related to the development of the State Expenditure Plan, including fundamental questions on the SEP's goals and objectives, as well as other related matters. Following the distribution of the questionnaire, the Consultant Team conducted follow-up, one-on-one telephone interviews with each Consortium member to further discuss responses and opinions. The questionnaire responses were compiled and analyzed, and the results were presented at the workshop on August 26, 2015.

The Gulf Consortium Board of Directors held its seven hour goal setting workshop on August 26, 2015 at the Hilton St. Petersburg Bayfront in Pinellas County. The topics of discussion during the workshop included the following: a review of workshop goals and productivity rules; the BP proposed settlement; the SEP requirements; the pre-workshop questionnaire results; Florida's SEP goals and objectives; the geographic distributions of SEP projects; and economic and environmental SEP project considerations.

Under Task Order No. 3 of the ESA Consultant Team Contract, the Team has prepared a draft report on the workshop. It is attached hereto. A final report is to be presented to the full Board on November 18.

**Attachments:**

Draft report on the August 26, 2015 Goal Setting Workshop.

**Recommendation:**

Discuss the draft report on the August 26, 2015 Goal Setting Workshop (attached) and provide direction to staff in preparation of the November 18 full Board of Directors meeting.

**Prepared by:**

Ginger Delegal  
Florida Association of Counties  
Interim General Manager  
On: October 8, 2015

Draft Report

# Gulf Consortium Goal Setting Workshop Summary Report



Prepared For:  
Gulf Consortium  
100 South Monroe Street  
Tallahassee, FL 32301

Prepared By:  
ESA  
4350 W. Cypress St.  
Suite 950  
Tampa, FL 33607



October 8, 2015



## Table of Contents

1.0	Introduction.....	2
1.1	Workshop Purpose and Objectives .....	2
1.2	Workshop Preparation.....	3
2.0	Workshop Narrative Summary .....	5
2.1	Call to Order and Introductions.....	5
2.2	Informational Presentations.....	5
2.3	Workshop Deliberations.....	10
3.0	Conclusions and Summary of Actions Taken.....	16
3.1	Goals and Objectives.....	16
3.2	Geographic Considerations .....	17
3.3	Economic vs. Environmental Considerations .....	18
4.0	Next Steps .....	18

### Appendices

Appendix A: Pre-Workshop Questionnaire and Compiled Results

Appendix B: Workshop Handout Materials

Appendix C: Monroe County August 24, 2015 Memorandum

Appendix D: Workshop Attendee List

Appendix E: Workshop Presentation Slides

## **1.0 Introduction**

This report provides a comprehensive summary of the Gulf Consortium's goal setting workshop, which was held on August 26, 2015 at the St. Petersburg, Florida Bayside Hilton hotel. This report describes the workshop purpose, objectives, and preparatory steps; and provides a narrative summary of the workshop proceedings, conclusions, actions taken, and next steps. Associated informational materials, handouts and presentations from the workshop are provided herein as a series of appendices.

### **1.1 Workshop Purpose and Objectives**

In its proposal to the Gulf Consortium the ESA Consultant Team strongly recommended the convening of a Consortium goal setting workshop early in the Florida State Expenditure Plan development process. Goals and objectives constitute the framework of all competent resource management plans, and the adoption of goals and objections are an important first step in the plan development process.

As part of its Initial Comprehensive Plan the Restoration Council has developed goals, objectives, and guiding principles to guide the selection of projects, programs and activities to be funded under the Council Funded Component (Pot #2) and Spill Impact Component (Pot #3) of the RESTORE Act. While the Florida State Expenditure Plan must be consistent with the Council's goals and objectives, there is considerable flexibility to accommodate Florida-specific priorities. Therefore, the compilation of Florida-specific goals and objectives that represent the consensus of the Gulf Consortium is an important first step as these goals and objectives will be used by the ESA Consultant Team as the framework for the development of the Florida State Expenditure Plan.

In developing Florida-specific goals and objectives it is also important that the Consortium openly discuss and debate two fundamental questions with regard to the distribution of Spill Impact Component funds: generally where should the money be spent, and on what should it be spent? Addressing these questions upfront will help set the stage for the development of both goals and objectives, as well as criteria for sorting, evaluating, ranking and conceptual design of eligible projects, programs and activities ultimately included in the Florida State Expenditure Plan.

Therefore, the three primary goals of the workshop included the following:

1. Discuss and adopt a set of Florida-specific goals and objectives for the Florida State Expenditure Plan.
2. Discuss and debate preferences and various alternatives for a predetermined geographic allocation of Florida State Expenditure Plan funding.
3. Discuss and debate preferences and various alternatives for a predetermined project type allocation of Florida State Expenditure Plan funding for environmental vs. economic projects.

## 1.2 Workshop Preparation

As reported at the June 2015 Gulf Consortium meeting, preparations for the August 26<sup>th</sup> workshop began well in advance of the session. The preparation process included the development of a questionnaire so that the Directors could provide individual input on the issues scheduled for discussion in the workshop. The preparation process also included individual telephone interviews with each Director, to review their responses to the questionnaire and to provide the ESA team with a sense of how to structure the agenda and the timeslots for various discussions. This information could then be used to prepare the workshop materials and to use the workshop time as efficiently as possible.

In collaboration with Florida Association of Counties staff, the ESA Consultant Team developed a questionnaire to gauge the preferences of Consortium Directors with regard to Florida-specific goals and objectives, geographic considerations, and economic vs. environmental considerations. The questionnaire was developed in the SurveyMonkey web-based survey system and distributed electronically to all Directors in late June 2015 with the request to return all responses by July 10, 2015. At the request of some Directors, hard copies of the questionnaire were also provided.

The questionnaire results provided information to the ESA team about each Director's opinions on the topics and provided an opportunity for the Directors to review their thoughts prior to the workshop date. The questionnaire results were compiled and were made available as a handout for the workshop. Some of the results were also presented during the workshop in a PowerPoint format to set up discussions on particular issues.

Following the distribution of the questionnaire, Tiffany Busby of the consultant team (Wildwood Consulting) conducted follow-up telephone interviews with each Director to address any questions or concerns they may have regarding the questionnaire, as well as discuss their thoughts and preferences regarding the questionnaire subject matter. The individual feedback from the Directors was extremely valuable to the agenda development process and for discussion preparations prior to the workshop.

By the end of July 2015, questionnaire responses had been received from all but one Director who was out of the country, and all follow-up telephone interviews were completed in early August 2015. By mid-August, 2015 the questionnaire responses had been compiled and analyzed. The questionnaire and the compiled results are provided in **Appendix A**.

In addition to the follow-up telephone interviews Doug Robison (ESA) and Ann Redmond (Brown and Caldwell) of the consultant team continued with their face to face meetings with Consortium Directors to discuss their thoughts and preferences regarding the overall development of the Florida State Expenditure Plan as well as the specific subject matters to be addressed at the goal setting workshop. Prior to workshop, all Directors had been contacted and face to face meetings and/or telephone interviews had been conducted with 24 of the 29 Consortium Directors.

Approximately one week prior to the workshop a set of informational handouts was distributed to the Consortium Directors. In addition, hard copy sets of the handouts were provided at the

workshop. The workshop handout materials are provided in **Appendix B**, and included the following:

- Workshop Agenda
- Workshop Productivity Rules
- Eligible Types of Projects, Programs and Activities Authorized by the RESTORE Act
- State Expenditure Plan Legal Requirements
- Council Adopted Goals & Objectives with Example Project Types
- Economic & Environmental Partitions
- Geographic Distribution.

The intent of this extensive preparation was to provide Consortium Directors and Governor Appointees with the applicable background information to support their workshop deliberations.

The afternoon of August 24, 2015, Monroe County Commissioner George Neugent sent via email a memorandum to Consortium Chairman Grover Robinson and Florida Association of Counties staff. This memorandum proposed a geographic allocation methodology for the Spill Impact Component funds. The proposed methodology was described as follows:

- First, apply the same 75-25% distribution ratio used for Florida's Direct Component/Pot 1, but reverse it for Pot 3, so that the non-disproportionately impacted counties (ND-15 counties) receive 75% and the disproportionately-impacted counties (D-8 counties) receive 25%.
- Second, apply the same weighted formulas used for each county in Florida's Direct Component/Pot 1.

The August 24, 2015 memorandum also provided a table showing the approximate funding splits by county using the above described approach of applying the Pot 1 formula after an initial allocation between the D-8 and ND-15 counties (the Even-Steven scenario excepted). The six scenarios included the following:

- 100-0% split (100% to the D-8, 0% to the ND-15)
- 75-25% split (75% to the D-8, 25% to the ND-15)
- Even-Steven (all counties receive equal amounts of the entire Pot 3 amount)
- 50-50% split (75% to the D-8, 25% to the ND-15)
- 25-75% split (25% to the D-8, 75% to the ND-15)
- 0-100% split (0% to the D-8, 100% to the ND-15).

In support of their proposal, Monroe County argued in this memorandum that the Consortium's State Expenditure Plan planning approach should be based on several key principles including the following excerpted from the August 24, 2015 memo:

- What happens in all of Florida's Gulf Coast counties has an impact on a healthy Gulf of Mexico. The non-disproportionately impacted counties have very vital impacts on the ecology and economy of the Gulf of Mexico. All of Florida's Gulf of Mexico coastal counties must be part of the solution for restoration and protection of the Gulf waters.

- All Gulf counties face the responsibility and obligation to be responsible stewards of the Gulf’s waters. Many of us face significant federal and state mandates and regulations for restoring and protecting the quality of our nearshore waters in the interests of protecting the Gulf.
- The distributions and availability of funding in all Pots should be considered a factor in distributing Pot 3 funds.
- Funds should be distributed on a county basis to assure that all counties’ contribution to recovery and protection of the Gulf waters is considered.
- Nothing should prevent counties from working together on a “joint” watershed-based project if they chose to do so.
- Pot 3 funds are a small part of the overall funding available for restoration; but considering this is the only Pot with flexibility in its distribution, it should be used to the greatest extent possible to balance the scales so that all Gulf counties can contribute to the overall recovery of the Gulf of Mexico.

The August 24, 2015 memorandum from Monroe County was subsequently electronically distributed to all Consortium Directors on the same day by Florida Association of Counties staff. In addition hard copies of this memorandum were provided at the workshop. The August 24, 2015 memorandum from Monroe County is provided in **Appendix C**.

## **2.0 Workshop Narrative Summary**

This section provides a narrative summary of the workshop proceedings. The workshop was well attended, and the attendee list is provided in **Appendix D**.

### **2.1 Introductions**

Chairman Robinson introduced Doug Robison, the ESA project manager. Mr. Robison commented on the importance of the workshop in developing the framework for the Florida State Expenditure Plan, and then introduced other members of the consultant team present, including:

- Ann Redmond – Brown & Caldwell
- Tiffany Busby – Wildwood Consulting
- Mike Langton – Langton Associates
- Lisa King – Langton Associates
- Scott Zengel – Research Planning, Inc.
- Kirk Rhinehart – Royal Engineers & Consultants.

### **2.2 Informational Presentations**

Mr. Robison initiated the informational portion of the workshop with a brief overview of the presentations to follow. Handout slides of all of the workshop presentations are provided in **Appendix E**.

## **BP Settlement & Leveraging**

Mr. Robison began the informational portion of the workshop with a presentation on the tentative BP settlement. He first cautioned that the BP settlement is tentative and an agreement in principle only, and would not be final until all parties executed a Consent Decree, which was expected by the end of 2015. Therefore, all dollar figures presented should be considered as preliminary estimates.

He then showed a tabular and graphical summary of the total BP settlement, noting that Natural Resource Damages (NRD) was the largest proportion of the settlement, followed by the Clean Water Act penalties and State economic claims. He then presented a tabular and graphic summary of the Clean Water Act penalty (RESTORE Act) distributions by State, noting that Louisiana received the most and that Florida, Alabama, and Mississippi received about the same. He then discussed a graphic of the total RESTORE Act distribution by funding pot, with State distributions for Pots 1, 3 and 5.

Mr. Robison then showed tabular and graphical summaries of NRD and economic settlements by State, noting that Louisiana will receive by far the greatest amount of NRD funds, while Florida will receive substantially more in economic settlement funds than the other four States. He stated that the State economic settlement will go to the Triumph Gulf, Inc., a non-profit corporation established within the Department of Economic Opportunity (DEO). Triumph Gulf will oversee 75 percent of all funds recovered by the Florida attorney general for economic damages (\$1.5B) within the Florida panhandle, with the remaining 25 percent of recovered funds controlled by the DEO and Florida legislature. Triumph Gulf must establish, hold, invest and administer a trust account and grant program for the economic recovery, diversification and enhancement of the eight disproportionately affected counties.

Mr. Robison then reviewed the total \$3.356B settlement for the State of Florida, noting that the \$2B dedicated to economic damages was by far the largest portion in the Florida settlement. He stated that the Spill Impact Component is estimated to be \$286M, paid out in equal increments over 15 years. He added that the Spill Impact Component is the portion that is most flexible in how it can be used, and that it is up to the Consortium to determine the most appropriate use of the funds, while still being consistent with the adopted goals and objectives of the Council. Mr. Robison closed his presentation by providing a comparison of how the available funds could yield greater statewide benefits if bundled into larger projects focused on regional solutions rather than numerous smaller County projects.

Mr. Langton then spoke briefly about the importance and benefits of leveraging the available Spill Impact Component funds. He stated that federal grant programs often require a match or leverage, or give additional points to projects that leverage the grantor agencies funds. He added that leveraging encourages coordination and discourages duplication, and that the Consortium has the opportunity to use leverage to get a return of \$1B on its investment of \$286M from the settlement. He listed potential sources of matching funds including:

- Applicant's own cash
- Other Restore Act sources (Pots 1 and 2)
- Triumph Gulf, Inc. = economic projects
- NFWF = environmental projects

- NRD = environmental and economic projects
- FDEP 319 grants = stormwater
- Amendment 1 = land acquisition
- Water Management District cooperative funding = water & environmental projects
- Federal grant programs/initiatives
- Foundation and corporate grant programs.

Following this presentation a brief discussion ensued among the Consortium Directors regarding the Triumph Gulf fund. Some Directors noted that if 25 percent of the economic settlement funds will go into the General Revenue, it is not clear how or if the non-disproportionately affected counties will benefit in any way.

### **Summary of Other Ongoing Gulf Restoration Projects and Planning Activities in Florida**

This presentation was delivered by Phil Coram of the Florida Department of Environmental Protection (FDEP) and Kelly Samek of the Florida Fish & Wildlife Conservation Commission (FWC). Slides from their presentations are provided in **Appendix E**.

Mr. Coram began his presentation with a summary of the status of the ongoing Natural Resource Damage (NRD) program related to the Deepwater Horizon oil spill. Projects funded by NRD monies must be directly related to offsetting environmental and economic damage by the spill. He stated that the program was broken down into phases, and that projects and expenditures per phase in Florida are as follows:

- Phase I - 2 projects totaling \$5.7M
- Phase II - 2 projects totaling \$6.3M
- Phase III - 28 projects totaling \$88M.

He then discussed the ongoing implementation of the National Fish and Wildlife Foundation (NFWF) grant program within Florida. He noted that this program was funded by criminal penalties from oil spill responsible parties, and the focus of the program is fish and wildlife habitat and species recovery. The program is in its third annual funding cycle, and Florida expenditures to date include:

- 2013 Funding Cycle - 6 projects totaling \$15.7 million
- 2014 Funding Cycle - 9 projects totaling \$34.3 million
- 2015 Funding Cycle - Florida GEBF Restoration Strategy and select projects.

Mr. Coram then discussed the MOEX settlement. Moex Offshore, a lesser known responsible party for the oil spill, agreed to \$90M partial settlement of liability, and funds in Florida have been dedicated to the following projects:

- \$5 million to acquire Panhandle parcels: Escribano Point and Seven Runs Creek
- \$5 million on 6 Panhandle stormwater retrofit projects.

He then discussed the Council Selected Component of the RESTORE Act (Pot 2), and stated that the Council had recently published their draft 2015 funded priority list, and that Florida was estimated to receive approximately is \$37.5M in project funding, broken down as follows:

- Florida Sponsored - \$18.5M

- Other Council Member Sponsored in Florida - \$12M
- Gulf-wide projects with estimated Florida Benefits - \$7M.

The Florida-sponsored Pot 2 projects were developed and submitted by the FDEP in collaboration with a number of Gulf coast stakeholders. The \$18.5M will be distributed among environmental restoration projects in five major watersheds as follows:

- Pensacola Bay – 5 projects
- Apalachicola Bay – 6 projects
- Suwannee River – 3 projects
- Tampa Bay – 5 projects
- Northwest Florida Estuaries – 4 projects

Mr. Coram then discussed the detailed funding distribution among the various projects in the major watersheds, and noted that the Council is currently requesting comments on the draft funded priority list. The final published funded priority list is expected by the end of 2015, with funds to be distributed for project execution in 2016.

Ms. Samek then presented a summary of the NFWF Gulf Environmental Benefit Fund project referred to as the Restoration Strategy project. She stated that the project includes a submerged habitat assessment for the Florida panhandle, and SWIM plan updates for Suwannee River Water Management District and Northwest Florida Water Management District. The Restoration Strategy project is based on the three NFWF funding priorities:

- Restore and maintain the ecological functions of landscape-scale coastal habitats
- Restore and maintain the ecological integrity of priority coastal bays and estuaries
- Replenish and protect living resources.

The Restoration Strategy project is funded by a \$4M grant from NFWF and is just getting started. Current activities include:

- An evaluating existing natural resource plans
- Categorization of projects in FDEP project portal
- Coordination with WMD and FWRI teams
- Development of an RFP for planning consultant.

Ms. Samek concluded that the project would ongoing in 2016 and likely completed in mid-2017. The project will deliver a plan and a priority list of projects that address NFWF goals, predominantly in the Panhandle and Big Bend area. Projects ultimately included in the Restoration Strategy Plan will be subsequently implemented through grant funding requests submitted to NFWF and other funding sources.

In summary, funds have already been expended in Florida for environmental restoration activities (NRD early restoration and phase I activities; MOEX settlement funds); and planning for the expenditure of substantial additional funding for environmental restoration is ongoing within FDEP and FWC (Pot 2 and GEBF funding sources).



## Review of State Expenditure Plan Requirements and Allowable Uses of Pot 3 Funds

This presentation was delivered by Doug Robison and Ann Redmond of the ESA Consultant Team. Slides from their presentations are provided in **Appendix E**.

Mr. Robison began the presentation with a discussion of the various activities and project types eligible for funding under the Spill Impact Component of the RESTORE Act. He then discussed the five legal requirements of State Expenditure Plans:

1. Meets one or more of the eligible activities under the RESTORE Act
2. Contributes to the overall economic and ecological recovery of the Gulf Coast
3. Is compatible with other State Expenditure Plans with regard to issues that cross Gulf Coast State boundaries
4. Takes into consideration the Comprehensive Plan and is consistent with the goals and objectives of the Comprehensive Plan
5. Does not use more than 25% of funds for infrastructure unless the infrastructure limitation exception is met.

Mr. Robison then discussed potential interpretations of “consistency” with regard to Council goal and objectives, as well as potential conflicts with the infrastructure limitation. He noted that in his conversations with Consortium Directors, many have cited water quality restoration and related infrastructure improvement to be key priorities, and the 25 percent limitation on infrastructure may be an impediment in the development of the Florida State Expenditure Plan if water quality projects are a primary focus. However, he concluded that it will likely be possible to meet the infrastructure limitation exception articulated in Council rules.

Ms. Redmond then discussed the FDEP project portal. She stated that the portal had been created in 2013 and was open to all Florida stakeholders to submit project concepts. An online project description form is required, and to date over 1,400 projects totaling over \$18B in project cost have been submitted through the portal. She stated that FDEP had performed a preliminary classification of projects and that the total breakdown was as follows:

- Land Acquisition = 158 (11%)
- Water quality/quantity = 456 (32%)
- Habitat restoration = 281 (20%)
- Living resources = 153 (11%)
- Recreational = 147 (10%)
- Community resilience = 116 (9%).

Ms. Redmond noted that the portal represents an excellent sample of what types of projects the stakeholders of Florida want RESTORE Act funds to be used for. Consistent with Mr. Robison’s anecdotal observation that many of the Consortium Directors have expressed a preference for water quality related projects, Ms. Redmond noted that there a strong preference for water quality projects in the portal, totaling about 32 percent of the total project submitted for consideration.

Ms. Redmond stated that many projects have been identified and defined through existing coastal planning and resource management programs including National Estuary Program CCMPs,

Water Management District SWIM Plans, and the NRDA program. However, she concluded by stating that additional work is needed to identify and define projects in counties not covered by existing coastal management programs.

## **2.3 Workshop Deliberations**

Tiffany Busby of the ESA Consultant Team began the deliberative portion of the workshop with a presentation addressing the workshop goals, productivity rules, and the results of the questionnaire. Slides from her presentation are provided in **Appendix E**.

Ms. Busby began with an overview of the goals and objectives of the workshop which included:

- Develop draft goals and objectives for the Florida State Expenditure Plan
- Define an approach for the geographic distribution of project funds
- Define an approach for distribution of project funds between economic and environmental projects.

She then reviewed the general productivity rules of order for the workshop, and discussed the measures of consensus that will be used throughout the day. She stated that the preferred measure of consensus on straw votes would be the absence of disagreement on a particular motion, which is a stronger measure than the absence of strong disagreement. Finally, she noted that at future meetings the Consortium would discuss other subjects of interest including: the committee appointment process; regional boundaries for the public input meetings; key decision points; and, project review and selection criteria.

### **Summary of Questionnaire Results**

Ms. Busby then presented a summary of the workshop questionnaire results broken down by: goals and objectives, geographic considerations, and economic vs. environmental considerations. She pointed out that the questionnaire had been prepared distributed before the BP settlement was announced, but that the majority of the responses were received after the settlement announcement. Therefore, the results may have been skewed in unknown ways by settlement announcement and its perceived ramifications to the State Expenditure Plan process.

With regard to goals, the results of the questionnaire indicated that there was strong agreement that the five adopted Council goals are applicable and appropriate for the Florida State Expenditure Plan. The five goals were ranked in order of decreasing priority as follows:

1. Restore Water Quality
2. Restore and Revitalize the Gulf Economy
3. Replenish and Protect Living Coastal and Marine Resources
4. Restore and Conserve Habitat
5. Enhance Community Resilience.

With regard to objectives, the results of the questionnaire indicated that there was strong agreement that the seven adopted Council objectives are applicable and appropriate for the Florida State Expenditure Plan; however, about 10 percent of the respondents disagreed or

strongly disagreed with the applicability of all seven objectives. The seven objectives were ranked in order of decreasing priority as follows:

1. Restore, Improve and Protect Water Resources
2. Restore, Enhance and Protect Habitats
3. Protect and Restore Living Coastal and Marine Resources
4. Restore an Enhance Natural Processes and Shorelines
5. Promote Community Resilience
6. Promote Natural Resource Stewardship and Environmental Education
7. Improve Science-Based Decision Making Processes.

In the questionnaire responses there was unanimous support for objectives 1-4 as listed above; however, some respondents felt that objectives 5-7 are not applicable to the Florida State Expenditure Plan. There was some confusion with regard to the meaning of the term “community resilience,” and some respondents felt that objectives 6-7 are more the responsibility of the Council.

With regard to geographic considerations, there was strong agreement that a predetermined geographic distribution should be considered during restoration activity prioritization; however, about 10 percent of the respondents disagreed or strongly disagreed with a predetermined geographic distribution of restoration activities. The respondents were more or less evenly split on the question of whether the Florida State Expenditure Plan should follow the Pot 1 distribution approach of allocating 75 percent of the monies to the D-8 counties, and 25 percent of the monies to the ND-15 counties. When asked what they think would be the “fairest” approach to geographic distribution, the respondents voted as follows:

- 75/25 approach = 48.28%
- Evenly split among the 23 Gulf coast counties = 20.69%
- Evenly-split across the 18 Gulf coast watersheds = 10.34%
- Other approach = 10.34%
- No geographic consideration = 10.34%

With regard to economic vs. environmental considerations the results of the questionnaire indicated that there was not a strong preference for either activity having a predetermined priority in the Florida State Expenditure Plan, and that both were important. However, when asked another way environmental restoration was ranked higher than economic restoration, and that projects should be ranked on the merits with regard to both economic and environmental benefits.

In consideration of the responses to all of the questions, Ms. Busby summarized the general findings and conclusions of the questionnaire as follows:

- There is strong support for adopting the Council’s goals and objectives; however, consideration should be given to adding an objective specifically addressing economic restoration.
- There is strong support for a predetermined geographic distribution of project funding, with a County-based approach being preferred to a regional or watershed-based approach.

- There is not strong support for a predetermined distribution of funding for economic vs. environmental projects; and projects of both types should be included in the Florida State Expenditure Plan, based on their relative merits.

## **Florida-Specific Goals and Objectives**

Ms. Busby then led a discussion of the Council’s goals, and proposed for discussion the adoption of Council goals 1-2 as primary goals, and the consideration of Council goal 5 as a secondary goal for the Florida State Expenditure Plan. The rationale for the proposal was that the questionnaire results indicated lesser support for the Council’s community resilience goal. The proposed goals were presented as follows:

### Primary Goals

- Restore and Conserve Habitat – Restore and conserve the health, diversity, and resilience of key coastal, estuarine, and marine habitats
- Restore Water Quality – Restore and protect water quality of the Gulf Coast region’s fresh, estuarine, and marine waters
- Replenish and Protect Living Coastal and Marine Resources – Restore and protect healthy, diverse, and sustainable living coastal and marine resources
- Restore and Revitalize the Gulf Economy – Enhance the sustainability and resiliency of the Gulf economy.

### Secondary Goal

- Enhance Community Resilience – Build upon and sustain communities with capacity to adapt to short- and long-term changes, including economic resilience.

A brief discussion ensued with many Directors commenting that the Council goals seemed reasonable as written. There was general agreement that the Council’s goals could be used as written, without dividing the goals into primary and secondary goals or further edits. The Council’s goals are worded as follows:

- Restore and Conserve Habitat – Restore and conserve the health, diversity, and resilience of key coastal, estuarine, and marine habitats.
- Restore Water Quality – Restore and protect water quality of the Gulf Coast region’s fresh, estuarine, and marine waters.
- Replenish and Protect Living Coastal and Marine Resources – Restore and protect healthy, diverse, and sustainable living coastal and marine resources.
- Restore and Revitalize the Gulf Economy – Enhance the sustainability and resiliency of the Gulf economy.
- Enhance Community Resilience – Build upon and sustain communities with capacity to adapt to short- and long-term changes.

Ms. Busby asked the Directors to indicate their level agreement or disagreement on the proposed adoption of the Council goals as written, and there was unanimous agreement to do so.

Ms. Busby then led a discussion of the Council’s objectives, and proposed for discussion the adoption of Council objectives 1-4 as primary objectives, and the consideration of Council objectives 5-7 as secondary objectives for the Florida State Expenditure Plan. The rationale for the proposal was that the questionnaire results indicated lesser support for Council objectives 5-7. Furthermore, she proposed the addition of an objective addressing economic revitalization, noting that the Council objectives did not specifically provide for this. The proposed objectives were presented as follows:

#### Primary Objectives

- Restore, Enhance, and Protect Habitats
- Restore, Improve, and Protect Water Resources
- Protect and Restore Living Coastal and Marine Resources
- Restore and Enhance Natural Processes and Shorelines.

#### Secondary Objectives

- Promote Community Resilience, Including Economic Resilience
- Promote Natural Resource Stewardship and Environmental Education
- Improve Science-Based Decision-Making Processes.

#### Additional New Objective

- Restore, Diversify, and Revitalize the Gulf Economy with Economic and Environmental Restoration Projects.

Discussion then ensued among the Directors. Some Directors noted the discontinuity that the Council’s goals address economic recovery but that their objectives do not. Others noted that there are strong economic benefits associated with environmental restoration, and the additional economic objective was not needed or that the addition of an economic objective put too much focus on economic development and not enough on the environment.

Ms. Busby asked the Directors to indicate their level agreement or disagreement on the proposed adoption of the proposed objectives through a number of iterative straw votes, but there was clear frustration with the predefined consensus process. Several Directors noted that the requirement of unanimous agreement or neutrality as a measure of consensus was too stringent and cumbersome, and that nothing would be accomplished in the workshop if this approach was adhered to for the remainder of the day. In response to these concerns, the consultant team changed the consensus measuring process for the remainder of the workshop to simple majority straw votes of agreement on proposed decision points.

At this point the Directors expressed a strong desire to move on to the discussion of geographic considerations. Ms. Busby asked for a straw vote of approval to accept the seven Council objectives plus the addition of the eighth objective specifically addressing economics, and the vote indicated a strong majority agreement to do so, with only two dissenting votes.

## Geographic Considerations

Ms. Busby initiated the discussion of geographic considerations and asked the Directors if there was support for taking the “no geography” option off the table. There was concern that it was premature to take any option off the table at the outset of the discussion. Ms. Busby then asked the Directors to express their thoughts and opinions regarding a predetermined geographic distribution of project funds, and a vigorous discussion ensued. Ms. Busby fielded the Director’s comments.

The discussion began with a review of the August 24, 2015 Monroe County memorandum (**Appendix C**) that proposed a county-specific allocation methodology. This approach was debated with respect to the overall funding that the D-8 counties may receive from the various funding sources compared to the funding that the ND-15 counties may receive.

There was also discussion about how to promote a regional or watershed-based distribution of projects that allows for collaboration among counties; and to structure the geographic distribution of funds to address regional and state priorities, not just local issues. There were some concerns that the damage from the oil spill in the D-8 counties should be addressed before other projects are funded in areas that were not directly affected by oiling.

There was general agreement that all 23 counties should be able to participate meaningfully in Gulf restoration; however, several were concerns about how to accomplish an acceptable geographic distribution of funding while also addressing regional issues. There was discussion about whether a watershed-based funding distribution would accomplish both geographic distribution and regional priorities. There were concerns about how those areas that are not in a coastal watershed would be considered under such an approach. There were also concerns that some counties have not identified regional projects as their priority as well as concerns that dividing all the funding into 23 parts would not accomplish Gulf restoration. Some Directors expressed concern that small counties would be at a disadvantage with a regional approach and a preferred method would be to distribute the funds by county and then each county could decide how to collaborate regionally.

There was discussion about the settlement amount and that dividing the funding by 23 counties could diminish the potential benefits of the projects, compared to larger projects that could be funded with a regional approach. There was a proposal that 33 percent could be set aside for regional projects, 33 percent is allocated to the D-8 counties, and 33 percent is allocated to the ND-15 counties. There were various concerns expressed that the Governor would not support a Pot 1 approach with a 23 county funding allocation.

There was discussion about the possible value of a small subcommittee to work with the consultant to come up with criteria for regional projects, but this suggestion was not generally supported. There was also a suggestion to delay a decision on geographic distribution until regional maps could be prepared and then regional approaches could be further discussed, but there was strong support for finishing the discussion and determining a general geographic approach at the workshop.

There was discussion about the options that should be put to a straw vote. There was interest in voting on a 50/50 split between the D-8 and D-15 counties, and interest in the 33/33/33 split where 33 percent would be for regional projects, 33 percent for the D-8 counties, and 33 percent for the D-15 counties. Mr. Robison requested clarification on the status of the 75-25 split initially proposed by Monroe County, and the response was that that specific proposal had been withdrawn.

Mr. Robison noted that there seemed to be consensus that where appropriate, counties should collaborate and partner so that their projects provide regional benefits. He added that a way to incentivize this is the development of project evaluation criteria that give more weight to projects that provided regional benefits that cross county boundaries. Mr. Langton added that there will be a single grant process for projects in the Florida State Expenditure Plan, and that the 50/50 split would essentially define a cutline for projects in the D-8 and ND-15 counties, respectively.

There was discussion that the 50/50 approach is not as robust in terms of regional benefits as the 33/33/33 approach. There were comments that the counties should be able to develop projects that provide significant regional benefits.

Chairman Robinson then called for straw votes on the 33/33/33 and the 50/50 approaches. The 33/33/33 approach received four votes of support, while the 50/50 approach received 19 votes of support. Chairman Robinson concluded that there was a consensus of support for a predetermined 50/50 geographic distribution of project funding for the Florida State Expenditure Plan. No additional motions or clarifications were made regarding any county-specific funding splits beyond the 50/50 allocation.

### **Economic vs. Environmental Considerations**

Ms. Busby initiated the discussion on economic vs. environmental considerations with the question of whether or not we should establish predetermined funding allocations for economic and/or environmental restoration projects. She stated that the results of questionnaire and follow-up interviews indicate that a predetermined allocation of project types is not desirable for most Directors. Arguments for partitioning some funding for certain kinds of projects are that it would ensure that some projects of each type are funded, and there was some concern that economic projects will not receive the emphasis they deserve. Arguments against are that projects with the greatest benefits—whether economic, environmental, or both—should be the ones selected and therefore a partition is unnecessary. Many Directors commented that they were concerned that if funds were partitioned, that the best projects with multiple benefits would not be selected. A few Directors suggested that some funds should be set aside for future projects or impacts, scientific research, or both.

Ms. Busby then opened the floor for discussion. There were some comments that in light of the economic damages that Florida is proposed to receive, it would be appropriate to place an emphasis on environmental projects in the Florida State Expenditure Plan. There were concerns with these comments, as some Directors noted that it is unknown what the State will do with the economic damage monies at this time.

There was general discussion about concerns with using more predetermined percentages. There were also comments that projects should be chosen on their merits. There were comments that projects that generate both economic and environmental benefits should be ranked higher than projects that generate only economic or environmental benefits.

Several Directors commented that the Florida economy is closely linked to environmental quality and that most projects will generate both types of benefits. However, it was also noted that some projects that don't yield environmental benefits should not necessarily be excluded, as the RESTORE Act allows for purely economic projects. There were general comments that the counties were impacted differently and that projects should address those local impacts.

Chairman Robinson then called for a straw vote which indicated that there was unanimous support for not establishing a predetermined allocation for economic vs. environmental projects in the Florida State Expenditure Plan.

### **3.0 Conclusions and Summary of Actions Taken**

The goal setting workshop was a success in that key decisions were made by the Consortium that will serve as the basis for the framework of the Florida State Expenditure Plan. Key decisions were made with regard to: goals and objectives; predetermined geographic allocation of project funds; and predetermined economic vs. environmental project type allocations. These decisions are summarized in the subsections below.

With regard to process, the initial consensus-based approach implemented at the workshop proved to be too stringent and cumbersome to be effective. This approach defined consensus as unanimous agreement or neutrality, or the lack of any disagreement. During the workshop this measure of consensus was changed to a simple majority straw vote of agreement on proposed motions in order to make progress on the decisions at hand. It is clear that there is a great diversity of opinions amongst the Consortium Directors, and that for future workshops a better measure of consensus may be simple majority straw votes on proposed decision points.

#### **3.1 Goals and Objectives**

There was broad-based support from the Gulf Consortium for adopting the Council's goals and objectives verbatim. The Consortium agreed that all of the Council's goals and objectives were applicable to Florida and appropriate for the Florida State Expenditure. In addition, the Consortium agreed to the addition of an eighth objective addressing economic revitalization, filling an apparent gap not addressed by the Council. Through a straw vote there was a strong consensus for adopting the following goals and objectives for the Florida State Expenditure Plan:

##### Goals

1. Restore and Conserve Habitat
2. Restore Water Quality
3. Replenish and Protect Living Coastal and Marine Resources
4. Restore and Revitalize the Gulf Economy
5. Enhance Community Resilience



## Objectives

1. Restore, Enhance, and Protect Habitat
2. Restore, Improve, and Protect Water Resources
3. Protect and Restore Living Coastal and Marine Resources
4. Restore and Enhance Natural Processes and Shorelines
5. Promote Community Resilience, Including Economic Resilience
6. Promote Natural Resource Stewardship and Environmental Education
7. Improve Science-Based Decision-Making Processes
8. Restore, Diversify, and Revitalize the Gulf Economy with Economic and Environmental Restoration Projects.

## **3.2 Geographic Considerations**

It is clear that the geographic allocation of Spill Impact Component funds was the subject of greatest interest to the Consortium, and the majority of the deliberative portion of the workshop was dedicated to debating this subject. It is also clear that a county-based funding allocation is preferable to a majority of Directors than is a watershed-based or a regionally-based allocation approach. Pursuant to two straw votes taken by the Directors the following positions were taken by the Directors:

- There was not a consensus of support for the proposed 33/33/33 approach which would have allocated one-third of Pot 3 funds to the D-8 counties, one-third to the ND-15 counties, and one-third to “regional” projects to be defined later.
- There was a consensus of support for the proposed 50/50 approach which allocates half of the Pot 3 funds to the D-8 counties, and half to the ND-15 counties.

It should be noted that the latter vote did not specifically address county-specific allocations after the 50/50 split between the D-8 and ND-15 counties. However, there was a consensus expressed by County Directors that each county should have the opportunity to participate meaningfully in Gulf restoration, and in order to do so each county must have some sort of a funding allocation that they can determine the appropriate uses for. Furthermore, as discussed in Section 1.2 above, the August 24, 2015 memorandum provided by Monroe County included a table showing approximate funding splits by county using the Pot 1 formula after an initial allocation between the D-8 and ND-15 counties for six scenarios, including a 50/50 split. While the Directors had this information during the straw votes taken on geographic distribution, no additional proposals were made with regard county-specific allocations after the 50/50 split between the D-8 and the ND-15 counties.

It should also be noted that the Governor Appointees expressed concern regarding the appropriateness of county-specific funding allocations serving as the basis for the Florida State Expenditure Plan. The Governor Appointees emphasized that the intent of Florida State Expenditure Plan is to address statewide and/or regional priorities, and that the Spill Impact Component (Pot 3) was not intended to be simply an extension of the Direct Component (Pot 1). Several County Directors also supported this position.

The ESA team suggests that if the Consortium does ultimately vote to adopt a county-specific funding allocation, it will be incumbent upon the Consortium to develop a county-based Florida State Expenditure Plan that allows for local control while also addressing statewide and/or regional needs and priorities sufficient to garner the Governor's approval.

### **3.3 Economic vs. Environmental Considerations**

There was broad-based support among Directors for not specifying a predetermined funding allocation for environmental versus economic projects, and for selecting projects on their merits alone. Furthermore, there was a consensus expressed that the Florida economy is intimately linked to environmental quality, and that most environmental projects will also generate either direct (job growth) or indirect (increased tourism) economic benefits. Finally, several Directors stated that economic revitalization and development projects that have no quantifiable environmental benefits should not be excluded from the Florida State Expenditure Plan because the RESTORE Act allows for such projects, and because stronger economies also contribute to improved environmental protection and management.

### **4.0 Next Steps**

While the goal setting workshop was a success in that key decisions were made by the Consortium that will serve as the basis for the framework of the Florida State Expenditure Plan, it should be noted that all deliberations and straw votes conducted at the workshop were entirely non-binding. Therefore, it is recommended that the Consortium confirm these conclusions prior to taking binding actions on them.

The next steps for the Consortium will be to formally adopt decisions made at the workshop through a binding vote, or series of votes, addressing: goals and objectives; predetermined geographic allocation of project funds; and predetermined economic vs. environmental project type allocations.

The Consortium Executive Committee is scheduled to discuss this deliverable report and next steps on October 15, 2015. Following the Executive Committee discussion, it is anticipated that the Consortium will further deliberate and take action on these decisions during their November 18, 2015 meeting, and/or subsequent meetings. In support of these anticipated deliberations a series of agenda items will be prepared for the Consortium to act on at their scheduled November 18, 2015 meeting.

# APPENDICES

Appendix A: Pre-Workshop Questionnaire and Compiled Results

Appendix B: Workshop Handout Materials

Appendix C: Monroe County August 24, 2015 Memorandum

Appendix D: Workshop Attendee List

Appendix E: Workshop Presentation Slides

# Florida Gulf Consortium Questionnaire

## Q1 Please provide your contact information

Answered: 30 Skipped: 0

Answer Choices	Responses	
Name	100.00%	30
Company	100.00%	30
Address	100.00%	30
Address 2	33.33%	10
City/Town	100.00%	30
State/Province	100.00%	30
ZIP/Postal Code	100.00%	30
Country	100.00%	30
Email Address	100.00%	30
Phone Number	100.00%	30

#	Name	Date
1	Collier Merrill	8/12/2015 2:42 PM
2	Kelly windes	8/10/2015 5:14 PM
3	Alan Pierce	7/31/2015 11:03 AM
4	Mike Thomas	7/30/2015 3:10 PM
5	Tim Alexander	7/29/2015 3:36 PM
6	Len Sosamon	7/29/2015 10:38 AM
7	TOM HENNING	7/28/2015 9:13 AM
8	Peter H. Bos	7/27/2015 8:00 PM
9	Cheryl Sanders	7/27/2015 11:32 AM
10	Ken Cheek for Comm. Scott Adams	7/24/2015 12:09 PM
11	Lane Lynchard	7/24/2015 11:45 AM
12	Pamela Anderson	7/23/2015 1:30 PM
13	Lesley Miller Jr.	7/23/2015 1:12 PM
14	George Neugent	7/22/2015 9:49 AM
15	Jim Moody	7/17/2015 11:49 AM
16	Jack Mariano	7/16/2015 11:38 AM
17	Neal Wade	7/15/2015 2:05 PM
18	Michael Sole	7/15/2015 9:16 AM
19	Warren Yeager	7/14/2015 12:54 PM
20	Lino Maldonado	7/14/2015 10:52 AM
21	Sara Comander	7/13/2015 5:46 PM
22	David Edwards	7/13/2015 3:29 PM
23	Charlie Hunsicker	7/13/2015 2:19 PM

## Florida Gulf Consortium Questionnaire

24	Betsy	7/13/2015 9:17 AM
25	Christopher Constance	7/10/2015 4:17 PM
26	John Manning	7/10/2015 8:25 AM
27	Susan Latvala	7/9/2015 4:43 PM
28	John Meeks	7/6/2015 4:57 PM
29	Charles Hines	7/6/2015 12:46 PM
30	Grover C. Robinson, IV	6/30/2015 2:14 PM
#	Company	Date
1	Merrill Land Company	8/12/2015 2:42 PM
2	Okaloosa county	8/10/2015 5:14 PM
3	Franklin County Commission	7/31/2015 11:03 AM
4	Bay County Board of County Commissioners	7/30/2015 3:10 PM
5	Dixie County Board of County Commissioners	7/29/2015 3:36 PM
6	Hernando County	7/29/2015 10:38 AM
7	COLLIER	7/28/2015 9:13 AM
8	Legendary LLC	7/27/2015 8:00 PM
9	Franklin County Board of County Commissioners	7/27/2015 11:32 AM
10	Citrus County Board of County Commissioners	7/24/2015 12:09 PM
11	Santa Rosa County	7/24/2015 11:45 AM
12	Capt. Anderson's Marina	7/23/2015 1:30 PM
13	Hillsborough County Board of County Commission	7/23/2015 1:12 PM
14	Monroe County	7/22/2015 9:49 AM
15	Taylor County Board of County Commissioners	7/17/2015 11:49 AM
16	Pasco County	7/16/2015 11:38 AM
17	Economic Development Academy	7/15/2015 2:05 PM
18	Florida Power & Light	7/15/2015 9:16 AM
19	Gulf County Florida	7/14/2015 12:54 PM
20	Wyndham Vacation Rentals	7/14/2015 10:52 AM
21	Walton County BCC	7/13/2015 5:46 PM
22	Wakulla County	7/13/2015 3:29 PM
23	Manatee County Government	7/13/2015 2:19 PM
24	Jefferson County Commission	7/13/2015 9:17 AM
25	Charlotte County Board of County Commissioners	7/10/2015 4:17 PM
26	Lee County Commission	7/10/2015 8:25 AM
27	Pinellas County	7/9/2015 4:43 PM
28	Levy BOCC	7/6/2015 4:57 PM
29	Sarasota County	7/6/2015 12:46 PM
30	Escambia BoCC	6/30/2015 2:14 PM
#	Address	Date
1	226 S Palafox St	8/12/2015 2:42 PM
2	787 spring lake drive	8/10/2015 5:14 PM

## Florida Gulf Consortium Questionnaire

3	34 Forbes St.	7/31/2015 11:03 AM
4	840 West 11th Street	7/30/2015 3:10 PM
5	PO BOX 1206	7/29/2015 3:36 PM
6	20 North Main Street	7/29/2015 10:38 AM
7	3305 TAMIAMI TR	7/28/2015 9:13 AM
8	4471 Legendary Drive	7/27/2015 8:00 PM
9	33 Market St. Ste. 203, Apalachicola, FL 32320	7/27/2015 11:32 AM
10	110 N. Apopka Ave.	7/24/2015 12:09 PM
11	Caroline St	7/24/2015 11:45 AM
12	5550 N. Lagoon Drive	7/23/2015 1:30 PM
13	601 E. Kennedy Blvd.	7/23/2015 1:12 PM
14	25 Ships Way	7/22/2015 9:49 AM
15	201 E Green Dt	7/17/2015 11:49 AM
16	8731 Citizens Dr	7/16/2015 11:38 AM
17	173B Rose Administration	7/15/2015 2:05 PM
18	215 South Monroe St	7/15/2015 9:16 AM
19	1000 Cecil G Costin Blvd.	7/14/2015 12:54 PM
20	546 Mary Esther Blvd	7/14/2015 10:52 AM
21	Nelson Avenue	7/13/2015 5:46 PM
22	PO Box 1263	7/13/2015 3:29 PM
23	1112 Manatee Avenue W.	7/13/2015 2:19 PM
24	387 de Sercey Lane	7/13/2015 9:17 AM
25	18500 Murdock Circle	7/10/2015 4:17 PM
26	2201 First Street	7/10/2015 8:25 AM
27	109 Phillios Way	7/9/2015 4:43 PM
28	P O Box 310	7/6/2015 4:57 PM
29	1600 Ringling Blvd	7/6/2015 12:46 PM
30	221 S. Palafox Pl	6/30/2015 2:14 PM
<b>#</b>	<b>Address 2</b>	<b>Date</b>
1	11th floor	8/12/2015 2:42 PM
2	P. O. Box 641	7/27/2015 11:32 AM
3	Suite 810	7/15/2015 9:16 AM
4	3039 Crawfordville Highway	7/13/2015 3:29 PM
5	Suite 536	7/10/2015 4:17 PM
6	NA	7/10/2015 8:25 AM
7	0	7/9/2015 4:43 PM
8	Court St	7/6/2015 4:57 PM
9	2nd floor	7/6/2015 12:46 PM
10	Suite 400	6/30/2015 2:14 PM
<b>#</b>	<b>City/Town</b>	<b>Date</b>
1	Pensacola	8/12/2015 2:42 PM

## Florida Gulf Consortium Questionnaire

2	Destin	8/10/2015 5:14 PM
3	Apalachicola	7/31/2015 11:03 AM
4	Panama City	7/30/2015 3:10 PM
5	Cross City	7/29/2015 3:36 PM
6	Brooksville	7/29/2015 10:38 AM
7	NAPLES	7/28/2015 9:13 AM
8	Destin	7/27/2015 8:00 PM
9	Carrabelle	7/27/2015 11:32 AM
10	Inverness	7/24/2015 12:09 PM
11	Milton	7/24/2015 11:45 AM
12	Panama City Beach	7/23/2015 1:30 PM
13	Tampa	7/23/2015 1:12 PM
14	Big Pine Key	7/22/2015 9:49 AM
15	Perry	7/17/2015 11:49 AM
16	New Port Richey	7/16/2015 11:38 AM
17	Tuscaloosa	7/15/2015 2:05 PM
18	Tallahassee	7/15/2015 9:16 AM
19	Port St Joe	7/14/2015 12:54 PM
20	Fort Walton Beach	7/14/2015 10:52 AM
21	DeFuniak Springs	7/13/2015 5:46 PM
22	Crawfordville	7/13/2015 3:29 PM
23	Bradenton	7/13/2015 2:19 PM
24	Monticello	7/13/2015 9:17 AM
25	Port Charlotte	7/10/2015 4:17 PM
26	Fort Myers	7/10/2015 8:25 AM
27	Palm Harbor	7/9/2015 4:43 PM
28	Bronson	7/6/2015 4:57 PM
29	Sarasota	7/6/2015 12:46 PM
30	Pensacola	6/30/2015 2:14 PM
<b>#</b>	<b>State/Province</b>	<b>Date</b>
1	Florida	8/12/2015 2:42 PM
2	Fla	8/10/2015 5:14 PM
3	FL	7/31/2015 11:03 AM
4	Florida	7/30/2015 3:10 PM
5	FL	7/29/2015 3:36 PM
6	Florida	7/29/2015 10:38 AM
7	Florida	7/28/2015 9:13 AM
8	Florida	7/27/2015 8:00 PM
9	FL	7/27/2015 11:32 AM
10	FL	7/24/2015 12:09 PM
11	FL	7/24/2015 11:45 AM

## Florida Gulf Consortium Questionnaire

12	Florida	7/23/2015 1:30 PM
13	Florida	7/23/2015 1:12 PM
14	fl	7/22/2015 9:49 AM
15	FL	7/17/2015 11:49 AM
16	FL	7/16/2015 11:38 AM
17	Alabama	7/15/2015 2:05 PM
18	Florida	7/15/2015 9:16 AM
19	Florida	7/14/2015 12:54 PM
20	Florida	7/14/2015 10:52 AM
21	Fl	7/13/2015 5:46 PM
22	FL	7/13/2015 3:29 PM
23	FL	7/13/2015 2:19 PM
24	FL	7/13/2015 9:17 AM
25	FL	7/10/2015 4:17 PM
26	Florida	7/10/2015 8:25 AM
27	FL	7/9/2015 4:43 PM
28	Fl	7/6/2015 4:57 PM
29	Fl	7/6/2015 12:46 PM
30	Florida	6/30/2015 2:14 PM
<b>#</b>	<b>ZIP/Postal Code</b>	<b>Date</b>
1	32503	8/12/2015 2:42 PM
2	32541	8/10/2015 5:14 PM
3	32320	7/31/2015 11:03 AM
4	32401	7/30/2015 3:10 PM
5	32628	7/29/2015 3:36 PM
6	34601	7/29/2015 10:38 AM
7	34112	7/28/2015 9:13 AM
8	32541	7/27/2015 8:00 PM
9	32322	7/27/2015 11:32 AM
10	34450	7/24/2015 12:09 PM
11	32570	7/24/2015 11:45 AM
12	32408	7/23/2015 1:30 PM
13	33601	7/23/2015 1:12 PM
14	33043	7/22/2015 9:49 AM
15	32348	7/17/2015 11:49 AM
16	34654	7/16/2015 11:38 AM
17	35487	7/15/2015 2:05 PM
18	32301	7/15/2015 9:16 AM
19	32456	7/14/2015 12:54 PM
20	32548	7/14/2015 10:52 AM
21	32435	7/13/2015 5:46 PM



## Florida Gulf Consortium Questionnaire

22	32327	7/13/2015 3:29 PM
23	34206	7/13/2015 2:19 PM
24	3244	7/13/2015 9:17 AM
25	33948	7/10/2015 4:17 PM
26	33902	7/10/2015 8:25 AM
27	34683	7/9/2015 4:43 PM
28	32621	7/6/2015 4:57 PM
29	34236	7/6/2015 12:46 PM
30	32502	6/30/2015 2:14 PM
<b>#</b>	<b>Country</b>	<b>Date</b>
1	US	8/12/2015 2:42 PM
2	Okaloosa	8/10/2015 5:14 PM
3	US	7/31/2015 11:03 AM
4	United States	7/30/2015 3:10 PM
5	United States	7/29/2015 3:36 PM
6	USA	7/29/2015 10:38 AM
7	United States	7/28/2015 9:13 AM
8	Okaloosa	7/27/2015 8:00 PM
9	United States	7/27/2015 11:32 AM
10	USA	7/24/2015 12:09 PM
11	US	7/24/2015 11:45 AM
12	USA	7/23/2015 1:30 PM
13	US	7/23/2015 1:12 PM
14	usa	7/22/2015 9:49 AM
15	USA	7/17/2015 11:49 AM
16	Pasco	7/16/2015 11:38 AM
17	United States	7/15/2015 2:05 PM
18	USA	7/15/2015 9:16 AM
19	United States	7/14/2015 12:54 PM
20	USA	7/14/2015 10:52 AM
21	Walton	7/13/2015 5:46 PM
22	USA	7/13/2015 3:29 PM
23	USA	7/13/2015 2:19 PM
24	USA	7/13/2015 9:17 AM
25	USA	7/10/2015 4:17 PM
26	US	7/10/2015 8:25 AM
27	USA	7/9/2015 4:43 PM
28	Levy	7/6/2015 4:57 PM
29	USA	7/6/2015 12:46 PM
30	USA	6/30/2015 2:14 PM
<b>#</b>	<b>Email Address</b>	<b>Date</b>

## Florida Gulf Consortium Questionnaire

1	collier@merrilland.com	8/12/2015 2:42 PM
2	kwindes@co.okaloosa.fl.us	8/10/2015 5:14 PM
3	alanp@fairpoint.net	7/31/2015 11:03 AM
4	mthomas@baycountyfl.gov	7/30/2015 3:10 PM
5	tim.alexander@dixieemergency.com	7/29/2015 3:36 PM
6	LSossamon@hernandocounty.us	7/29/2015 10:38 AM
7	TOMHENNING@COLLIERGOV.NET	7/28/2015 9:13 AM
8	pbos@legendaryinc.com	7/27/2015 8:00 PM
9	cheryl@franklincountyflorida.com	7/27/2015 11:32 AM
10	Scott.Adams@citrusbocc.com	7/24/2015 12:09 PM
11	commlynchard@santarosa.fl.gov	7/24/2015 11:45 AM
12	pamheartsofhope@aol.com	7/23/2015 1:30 PM
13	millerlj@hillsbroughcounty.org	7/23/2015 1:12 PM
14	neugent-george@monroecounty-fl.gov	7/22/2015 9:49 AM
15	eaglesnestdeklebeach@excite.com	7/17/2015 11:49 AM
16	jmariano@pascocountyfl.net	7/16/2015 11:38 AM
17	fnwade@ua.edu	7/15/2015 2:05 PM
18	michael.sole@fpl.com	7/15/2015 9:16 AM
19	yeagerw@preble-rish.com	7/14/2015 12:54 PM
20	lino.maldonado@wynvr.com	7/14/2015 10:52 AM
21	comsara@co.walton.fl.us	7/13/2015 5:46 PM
22	dedwards@mywakulla.com	7/13/2015 3:29 PM
23	charlie.hunsicker@mymanatee.org	7/13/2015 2:19 PM
24	bbarfield@JeffersonCountyFL.gov	7/13/2015 9:17 AM
25	Chris.Constance@charlottecountyfl.gov	7/10/2015 4:17 PM
26	dist1@leegov.com	7/10/2015 8:25 AM
27	slatvala@verizon.net	7/9/2015 4:43 PM
28	district1@levycounty.org	7/6/2015 4:57 PM
29	chines@scgov.net	7/6/2015 12:46 PM
30	district4@myescambia.com	6/30/2015 2:14 PM
<b>#</b>	<b>Phone Number</b>	<b>Date</b>
1	850-438-0955	8/12/2015 2:42 PM
2	850 803 2320	8/10/2015 5:14 PM
3	850-653-5727 (cell)	7/31/2015 11:03 AM
4	850-248-8140	7/30/2015 3:10 PM
5	3524981426	7/29/2015 3:36 PM
6	352-754-4002	7/29/2015 10:38 AM
7	2392528393	7/28/2015 9:13 AM
8	850-337-8000 ext 402	7/27/2015 8:00 PM
9	850-697-2534	7/27/2015 11:32 AM
10	352-341-6560	7/24/2015 12:09 PM

## Florida Gulf Consortium Questionnaire

11	8509831877	7/24/2015 11:45 AM
12	850-814-4536	7/23/2015 1:30 PM
13	813-272-5720	7/23/2015 1:12 PM
14	305-304-4674	7/22/2015 9:49 AM
15	850 838 6528	7/17/2015 11:49 AM
16	7278478100	7/16/2015 11:38 AM
17	8508144264	7/15/2015 2:05 PM
18	850 228 2489	7/15/2015 9:16 AM
19	850-899-7337	7/14/2015 12:54 PM
20	(850) 301-3420	7/14/2015 10:52 AM
21	850-835-4834	7/13/2015 5:46 PM
22	850-926-0919	7/13/2015 3:29 PM
23	941-745-3727	7/13/2015 2:19 PM
24	850.933.4055	7/13/2015 9:17 AM
25	(941)743-1553	7/10/2015 4:17 PM
26	239-533-2224	7/10/2015 8:25 AM
27	727-642-0815	7/9/2015 4:43 PM
28	352-222-4442	7/6/2015 4:57 PM
29	941-861-5344	7/6/2015 12:46 PM
30	(850) 595-4940	6/30/2015 2:14 PM

## Florida Gulf Consortium Questionnaire

### Q2 What is the single most important outcome that you would like to see as a result of the Florida State Expenditure Plan?

Answered: 29 Skipped: 1

#	Responses	Date
1	Diversification	8/13/2015 12:53 PM
2	Restore water quality	8/10/2015 5:24 PM
3	improvements that add to the quality of coastal invironemtn for locals and visitors-- increased year around empoloyment oprotunities	7/31/2015 4:34 PM
4	Replenish and protect Living Coastal and Marine Resources	7/31/2015 11:11 AM
5	To cleanup things caused by the spill and to make sure we diversify our economy to protect us when it happens again.	7/30/2015 3:16 PM
6	Restoration of habitat for natural marine resources.	7/29/2015 3:54 PM
7	To restore the Gulf to a pristine status thereby preserving natural habitats and preserving and protecting water quality.	7/29/2015 10:55 AM
8	Environmental restoration that effect estuary systems	7/28/2015 9:21 AM
9	The most important outcome would be to see the funds divided fairly and equitably between the eligible Counties.	7/24/2015 12:18 PM
10	Long term improvement in our water quality	7/24/2015 11:49 AM
11	The most comprehensive and efficient us of funds to positively impact our environment and our economy.	7/23/2015 2:12 PM
12	Restore our sea shores to be the best that it can be.	7/23/2015 1:21 PM
13	Although the broad simple answer, for me, is directing resources to create a healthier Gulf of Mexico. #1 reducing nutrient loading from industrial waste, Ag runoff, septic tank leaching, thereby improving water quality in estuaries and the gulf.	7/22/2015 10:06 AM
14	Compress the pay out period	7/17/2015 11:59 AM
15	To have a plan that helps the counties facilitate projects that benefit them the most.	7/16/2015 11:55 AM
16	That the area's environment is restored as much as possible and the impacts on both economic development and tourism are also compensated	7/15/2015 2:40 PM
17	A State Expenditure Plan that leverages existing Restore and non-Restore Act projects to maximize environmental and economic gains for Florida	7/15/2015 9:32 AM
18	Economic Diversification	7/14/2015 1:03 PM
19	That it encompass all areas of loss, damage or interruption.	7/14/2015 12:05 PM
20	Restoration of lakes, rivers, our bays and the Gulf of Mexico	7/13/2015 5:52 PM
21	Restore and revitalize the Gulf Economy	7/13/2015 3:33 PM
22	Environmental improvement for coastal resiliency	7/13/2015 2:33 PM
23	Protection of our water supply.	7/13/2015 9:31 AM
24	Achieve financial parity among the gulf coastal communities by ensuring that projects are funded equitably in each of the 23 impacted counties.	7/10/2015 4:18 PM
25	Restore the environment and the economy of the Florida Gulf Coast	7/10/2015 11:23 AM
26	A concise group of projects that work in concert with the county's goal of a sustainable Caloosahatchee river ecosystem.	7/10/2015 8:36 AM
27	Restore water quality	7/9/2015 5:05 PM
28	Restoration/Rehabilitation of the Gulf Coast and its estuaries	7/6/2015 5:02 PM

# Florida Gulf Consortium Questionnaire

29	Long-lasting and real restoration to the Florida waters and ecosystems.	7/6/2015 12:55 PM
----	---	-------------------

## Florida Gulf Consortium Questionnaire

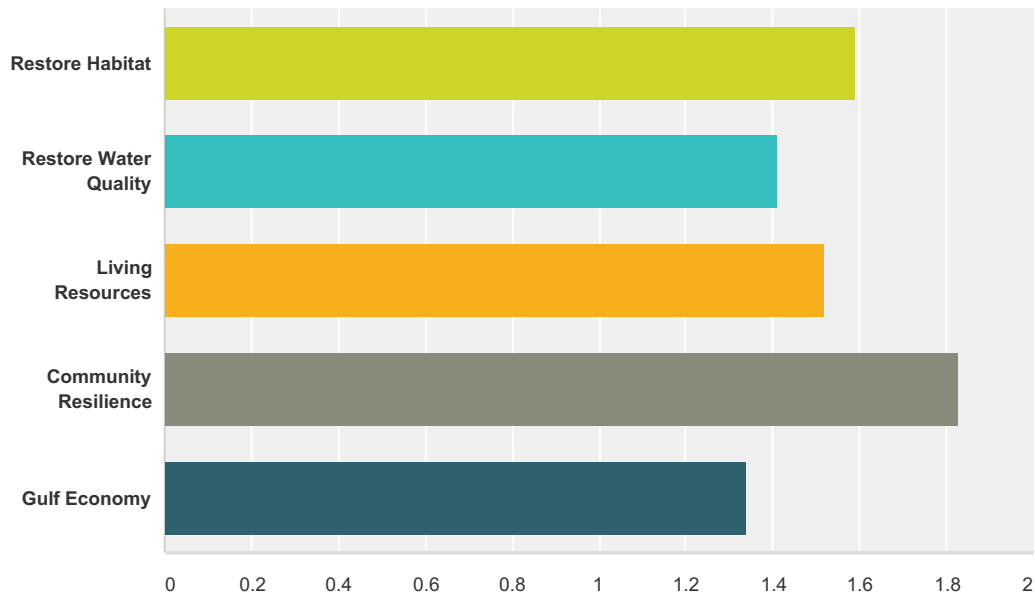
### Q3 What is the second most important outcome you would like the Florida State Expenditure Plan to achieve?

Answered: 29 Skipped: 1

#	Responses	Date
1	Long term goals	8/13/2015 12:53 PM
2	Restore gulf economy	8/10/2015 5:24 PM
3	sustainable environmentally friendly improvements such as fish hatcheries that can both replenish and supplement existing natural stocks and potentially start an aquaculture infrastructure for fingerlings	7/31/2015 4:34 PM
4	Restore and Revitalize the Gulf Economy	7/31/2015 11:11 AM
5	Clean up our bays and protect them from runoff so they are better prepared to fight off future efforts of same.	7/30/2015 3:16 PM
6	A positive economic benefit from improved habitat and marine resources. (fisheries, shell fishing, shell fish industry, oysters, clams, etc. for both recreational and commercial benefit)	7/29/2015 3:54 PM
7	To enhance the Gulf communities by creating a sustainable economy.	7/29/2015 10:55 AM
8	marine habitat	7/28/2015 9:21 AM
9	The second most important outcome for Citrus County would be to see that project funding is done on a regional basis.	7/24/2015 12:18 PM
10	Long term improvement in Stormwater management	7/24/2015 11:49 AM
11	That we choose projects that will be cost effective within themselves and not add financial burdens to individuals or local & state governments, but instead provide long-term restoration, more jobs, and generate income for the entities involved.	7/23/2015 2:12 PM
12	Bring back our economy.	7/23/2015 1:21 PM
13	improvements that will stimulate the economy with jobs through actual shovels in the ground work - Everglades restoration by correcting previous direction of toxic flood control waters.	7/22/2015 10:06 AM
14	County should have more freedom with spending	7/17/2015 11:59 AM
15	To let the plan commence quickly and efficiently.	7/16/2015 11:55 AM
16	That a balanced portion of the funds are used to create quality jobs in the affected counties	7/15/2015 2:40 PM
17	A thoughtful process that demonstrates collaboration and consensus that addresses both local and statewide needs	7/15/2015 9:32 AM
18	Water Quality for all waterways and estuaries	7/14/2015 1:03 PM
19	That it be fairly distributed across the affected counties and in a manner consistent with that counties' losses.	7/14/2015 12:05 PM
20	Jobs for our citizens who now depend on the tourism industry	7/13/2015 5:52 PM
21	Restore Water Quality	7/13/2015 3:33 PM
22	Seafood/aquaculture activities receive capital to jump start some very important initiatives in bi valve.	7/13/2015 2:33 PM
23	Protection of the gulf coast environment. This includes the affect of the oil spill 50 years down the road.	7/13/2015 9:31 AM
24	A balanced approach to improving water quality in the Gulf that includes both environmental projects as well as critical investments in infrastructure such as wastewater treatment.	7/10/2015 4:18 PM
25	To make sure there is a good balance across geographic areas of the Florida Gulf Coast and a balance between environment and economy	7/10/2015 11:23 AM
26	Treating Lee county's TMDL projects as a priority to enhance our requirements from the Federal government.	7/10/2015 8:36 AM
27	Replenish and protect living coastal and marine resources	7/9/2015 5:05 PM
28	Economic growth through eco-tourism and sale of fish/shellfish	7/6/2015 5:02 PM
29	Quick action on identifying and funding real projects that can begin the restoration process.	7/6/2015 12:55 PM

### Q4 How strongly do you agree that the Council's goals apply in Florida?

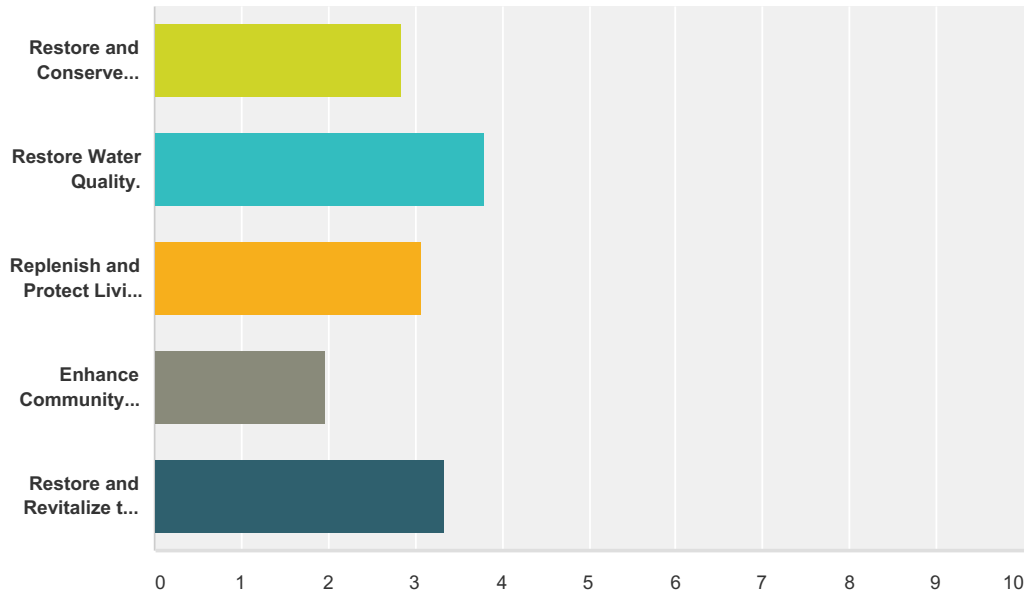
Answered: 29 Skipped: 1



	Strongly Agree	Agree	Neutral	Disagree	Strongly Disagree	Total	Weighted Average
Restore Habitat	48.28% 14	44.83% 13	6.90% 2	0.00% 0	0.00% 0	29	1.59
Restore Water Quality	62.07% 18	34.48% 10	3.45% 1	0.00% 0	0.00% 0	29	1.41
Living Resources	51.72% 15	44.83% 13	3.45% 1	0.00% 0	0.00% 0	29	1.52
Community Resilience	34.48% 10	48.28% 14	17.24% 5	0.00% 0	0.00% 0	29	1.83
Gulf Economy	72.41% 21	20.69% 6	6.90% 2	0.00% 0	0.00% 0	29	1.34

**Q5 Please rank in order of priority the emphasis that the Consortium should place on the Council's goal in order of importance.**

Answered: 29 Skipped: 1

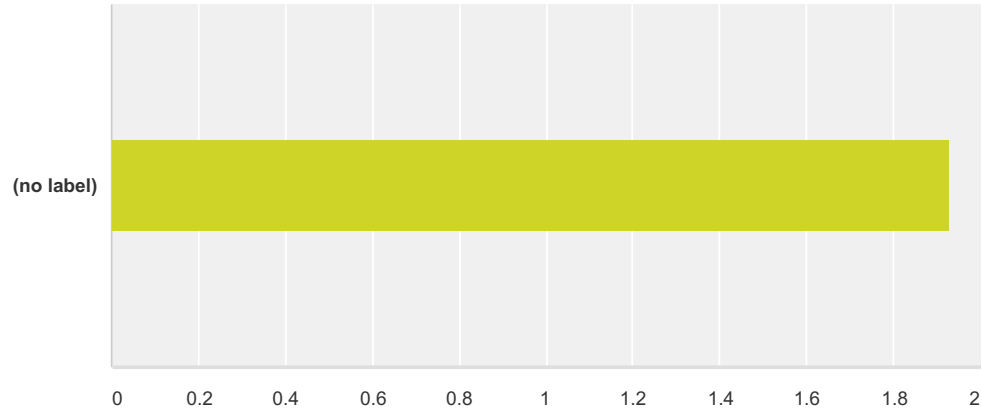


	1	2	3	4	5	Total	Score
Restore and Conserve Habitat.	10.34% 3	24.14% 7	27.59% 8	13.79% 4	24.14% 7	29	2.83
Restore Water Quality.	48.28% 14	6.90% 2	20.69% 6	24.14% 7	0.00% 0	29	3.79
Replenish and Protect Living Coastal and Marine Resources.	13.79% 4	20.69% 6	34.48% 10	20.69% 6	10.34% 3	29	3.07
Enhance Community Resilience.	0.00% 0	20.69% 6	3.45% 1	27.59% 8	48.28% 14	29	1.97
Restore and Revitalize the Gulf Economy.	27.59% 8	27.59% 8	13.79% 4	13.79% 4	17.24% 5	29	3.34



**Q6 How strongly do you agree that when applied in Florida, the five Council goals express all the goals that should apply to the Florida State Expenditure Plan?**

Answered: 29 Skipped: 1



	Strongly Agree	Agree	Neutral	Disagree	Strongly Disagree	Total	Weighted Average
(no label)	24.14% 7	58.62% 17	17.24% 5	0.00% 0	0.00% 0	29	1.93

## Florida Gulf Consortium Questionnaire

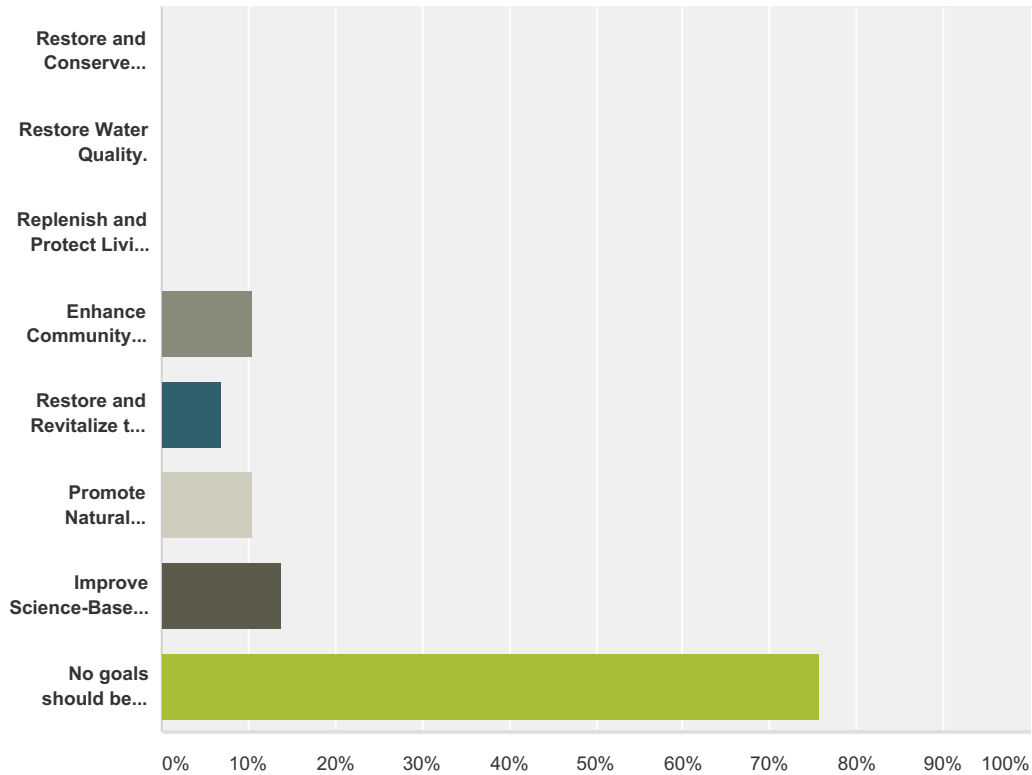
### Q7 Do you have additional goals to suggest for the Florida plan? If yes, please provide it/them here.

Answered: 15 Skipped: 15

#	Responses	Date
1	Marine science to help determine damage to fisheries	8/10/2015 5:24 PM
2	matching funds with long term contributors to economy and or environment	7/31/2015 4:34 PM
3	The goals listed are very inclusive, but I do want to be certain anything we approve does not impede access to our Natural Resources, cause fees to be added in order to access, or negatively impact current jobs.	7/23/2015 2:12 PM
4	No	7/23/2015 1:21 PM
5	The most affected 8 counties are being funded in much more substantial ways than the 13 less affected counties. I think there should be a lot more flexibility to prioritize what is best for each, There maybe some great tourism/ economic projects that get pushed back because of the environmental pressure.	7/16/2015 11:55 AM
6	Job creation should be expressed in the Gulf Economy goal and probably is embedded elsewhere	7/15/2015 2:40 PM
7	Public Access	7/15/2015 9:32 AM
8	Diversify the Gulf economy	7/14/2015 1:03 PM
9	Goals 1 and 3 seem somewhat redundant. An economic diversity goal regarding jobs/industries development with specific incentives for businesses to re-locate or grow would be good.	7/14/2015 12:05 PM
10	Uniting coastal counties in a common goal and working together towards that end	7/13/2015 5:52 PM
11	We need to look inland to protect the water that flows from the rivers and streams into the Gulf.	7/13/2015 9:31 AM
12	No additional goals	7/10/2015 4:18 PM
13	No. These are big enough to handle any additional will pull attention away from the main effort.	7/10/2015 11:23 AM
14	N A	7/10/2015 8:36 AM
15	Long term research of damage from oil spill	7/9/2015 5:05 PM

**Q8 Do you feel that any of the Council’s goals should be excluded from a list of Florida-specific goals? Check any that apply, that you would exclude for Florida:**

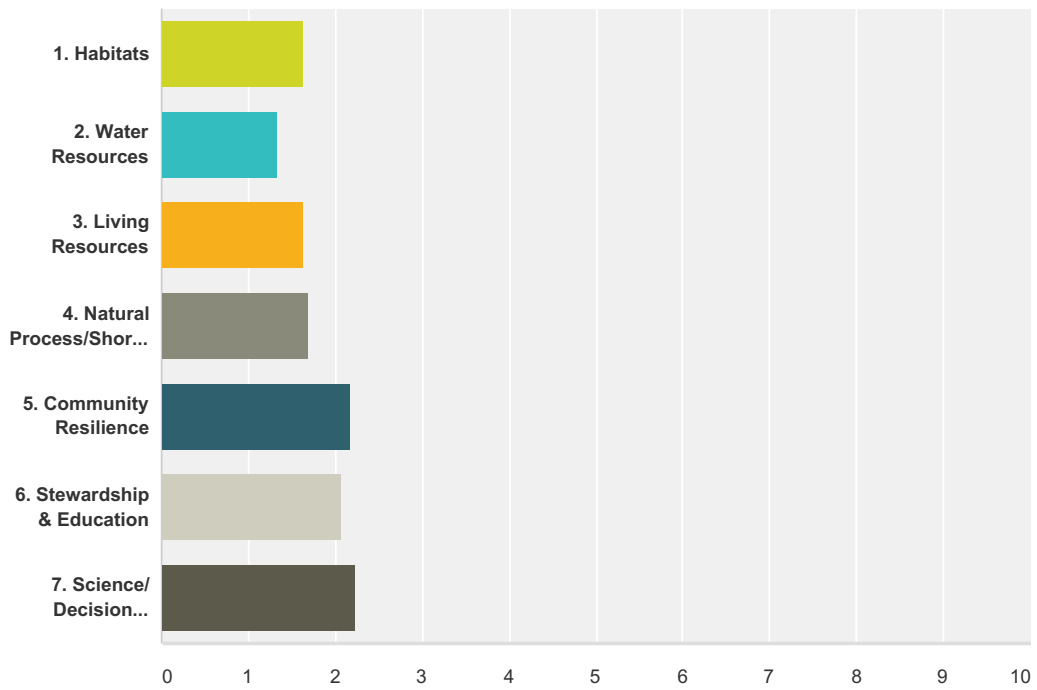
Answered: 29 Skipped: 1



Answer Choices	Responses
Restore and Conserve Habitat.	0.00% 0
Restore Water Quality.	0.00% 0
Replenish and Protect Living Coastal and Marine Resources.	0.00% 0
Enhance Community Resilience.	10.34% 3
Restore and Revitalize the Gulf Economy.	6.90% 2
Promote Natural Resource Stewardship and Environmental Education.	10.34% 3
Improve Science-Based Decision-Making Processes.	13.79% 4
No goals should be excluded	75.86% 22
<b>Total Respondents: 29</b>	

### Q9 How strongly do you agree that each of the Council's objectives apply in Florida?

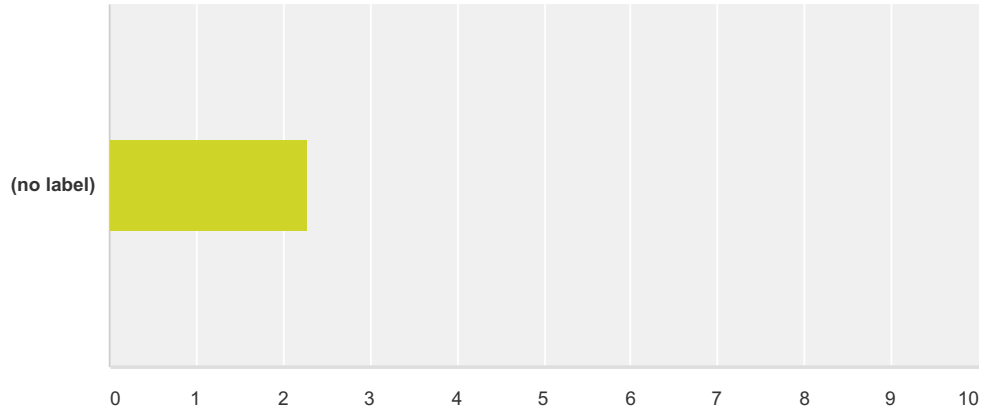
Answered: 29 Skipped: 1



	Strongly Agree	Agree	Neutral	Disagree	Strongly Disagree	Total	Weighted Average
1. Habitats	37.93% 11	62.07% 18	0.00% 0	0.00% 0	0.00% 0	29	1.62
2. Water Resources	68.97% 20	27.59% 8	3.45% 1	0.00% 0	0.00% 0	29	1.34
3. Living Resources	41.38% 12	55.17% 16	3.45% 1	0.00% 0	0.00% 0	29	1.62
4. Natural Process/Shorelines	34.48% 10	62.07% 18	3.45% 1	0.00% 0	0.00% 0	29	1.69
5. Community Resilience	20.69% 6	48.28% 14	24.14% 7	6.90% 2	0.00% 0	29	2.17
6. Stewardship & Education	20.69% 6	55.17% 16	20.69% 6	3.45% 1	0.00% 0	29	2.07
7. Science/ Decision Processes	20.69% 6	44.83% 13	24.14% 7	10.34% 3	0.00% 0	29	2.24

**Q10 How strongly do you agree that when applied in Florida, the seven Council objectives express all the objectives that should apply to the Florida State Expenditure Plan?**

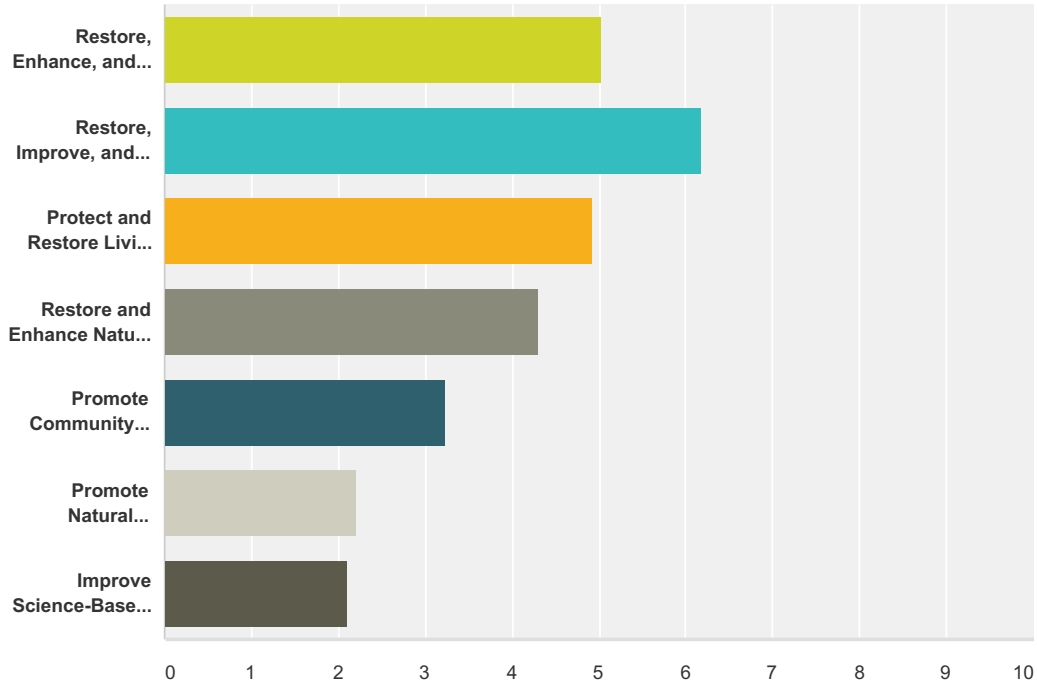
Answered: 29 Skipped: 1



	Strongly Agree	Agree	Neutral	Disagree	Strongly Disagree	Total	Weighted Average
(no label)	10.34% 3	68.97% 20	10.34% 3	3.45% 1	6.90% 2	29	2.28

### Q11 How would you rank the Councils' objectives as they would apply to the Consortium's objectives?

Answered: 29 Skipped: 1



	1	2	3	4	5	6	7	Total	Score
Restore, Enhance, and Protect Habitats.	13.79% 4	37.93% 11	24.14% 7	6.90% 2	3.45% 1	6.90% 2	6.90% 2	29	5.03
Restore, Improve, and Protect Water Resources.	58.62% 17	17.24% 5	10.34% 3	10.34% 3	3.45% 1	0.00% 0	0.00% 0	29	6.17
Protect and Restore Living Coastal and Marine Resources.	10.34% 3	24.14% 7	27.59% 8	27.59% 8	6.90% 2	3.45% 1	0.00% 0	29	4.93
Restore and Enhance Natural Processes and Shorelines	3.45% 1	13.79% 4	20.69% 6	34.48% 10	27.59% 8	0.00% 0	0.00% 0	29	4.31
Promote Community Resilience.	13.79% 4	3.45% 1	13.79% 4	6.90% 2	13.79% 4	20.69% 6	27.59% 8	29	3.24
Promote Natural Resource Stewardship and Environmental Education.	0.00% 0	0.00% 0	0.00% 0	13.79% 4	20.69% 6	37.93% 11	27.59% 8	29	2.21
Improve Science-Based Decision-Making Processes.	0.00% 0	3.45% 1	3.45% 1	0.00% 0	24.14% 7	31.03% 9	37.93% 11	29	2.10

Florida Gulf Consortium Questionnaire

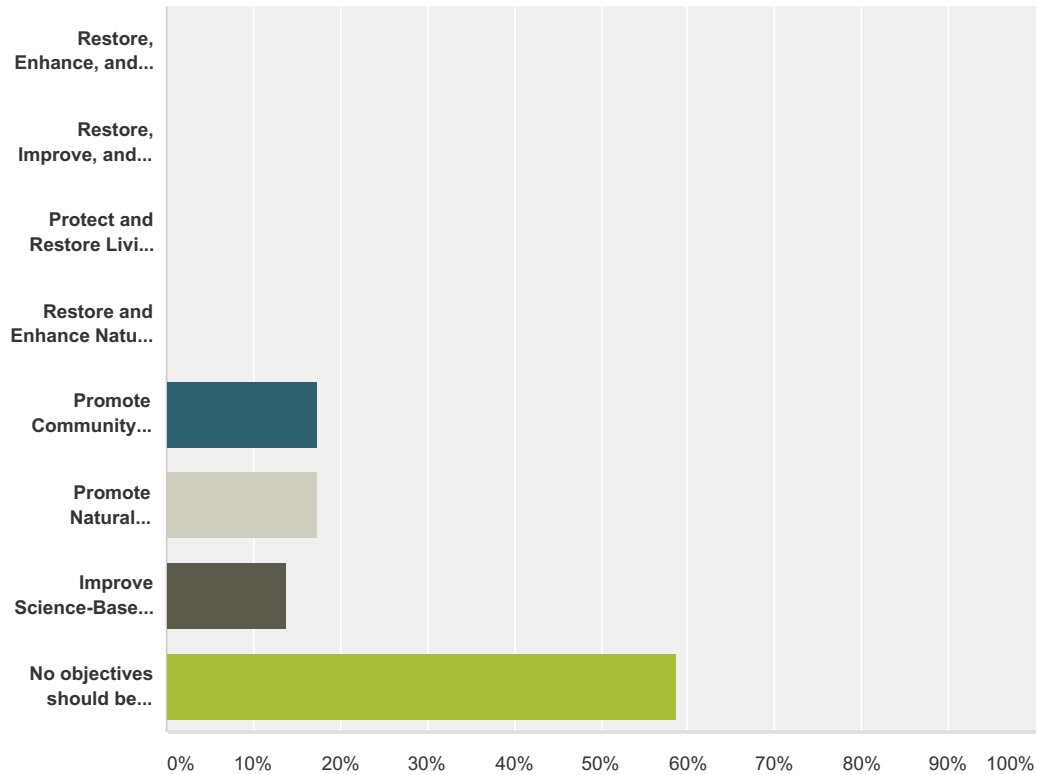
**Q12 Do you have additional objectives to suggest? If so, please write them here:**

Answered: 9 Skipped: 21

#	Responses	Date
1	More focus on economic development	8/13/2015 12:53 PM
2	Not additional; however, use these goals to maximize both environmental and economical benefit using available science. Thus, more direct benefit.	7/29/2015 3:54 PM
3	Workforce development, permanent jobs, promotion of tourism in the Gulf region, including fishing.	7/23/2015 2:12 PM
4	the 15 less affected counties need fleibility.	7/16/2015 11:55 AM
5	in the State Expenditure plan it should have the full scope of economic opportunities as well as environmental	7/15/2015 2:40 PM
6	promote things that would help the ability to diversify Florida's economy	7/14/2015 1:03 PM
7	It would appear that a few goals although identified separately, could be considered one and the same. This approach may more heavily weigh environmental initiatives over individual county priorities.	7/14/2015 12:05 PM
8	No	7/10/2015 11:23 AM
9	N A	7/10/2015 8:36 AM

**Q13 Do you feel that any of the Council’s objectives should be excluded from a list of Florida-specific objectives? Check any that apply, that you would exclude for Florida:**

Answered: 29 Skipped: 1

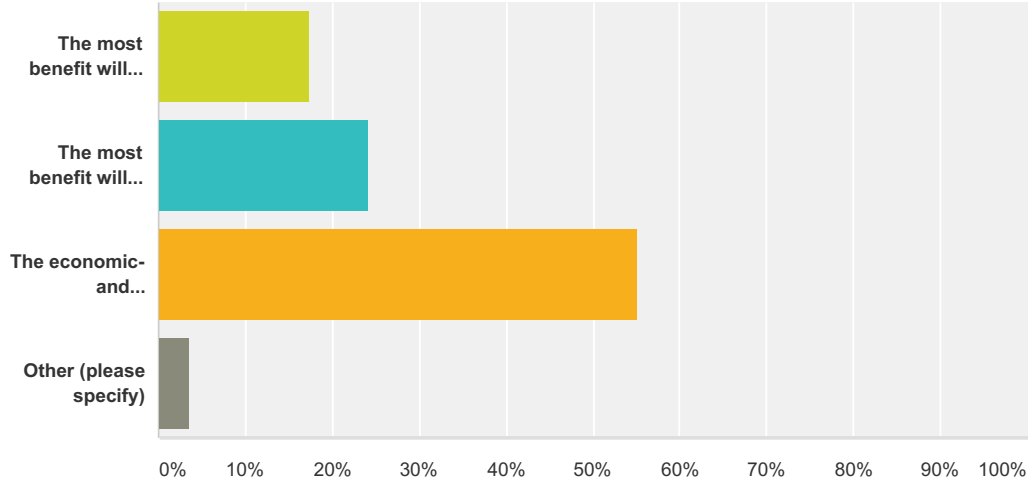


Answer Choices	Responses
Restore, Enhance, and Protect Habitats.	0.00% 0
Restore, Improve, and Protect Water Resources.	0.00% 0
Protect and Restore Living Coastal and Marine Resources.	0.00% 0
Restore and Enhance Natural Processes and Shorelines	0.00% 0
Promote Community Resilience.	17.24% 5
Promote Natural Resource Stewardship and Environmental Education.	17.24% 5
Improve Science-Based Decision-Making Processes.	13.79% 4
No objectives should be excluded.	58.62% 17
<b>Total Respondents: 29</b>	



### Q14 From what kind of projects should the most long-term benefits for Florida be derived?

Answered: 29 Skipped: 1

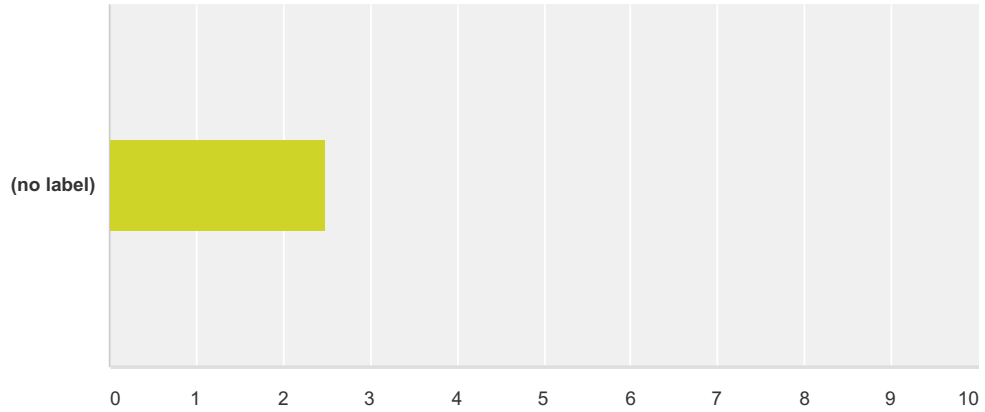


Answer Choices	Responses	
The most benefit will be from economic-related projects.	17.24%	5
The most benefit will be from environmentally-related projects.	24.14%	7
The economic- and environmentally-related projects are equally beneficial.	55.17%	16
Other (please specify)	3.45%	1
<b>Total</b>		<b>29</b>

#	Other (please specify)	Date
1	if a community decides that an economic project is best for them , they should not be penalized if it does not have environmental benefits.	7/16/2015 12:00 PM

**Q15 How strongly do you agree that projects should be rated on their own merits, without different prioritization for economic versus environmental restoration activities?**

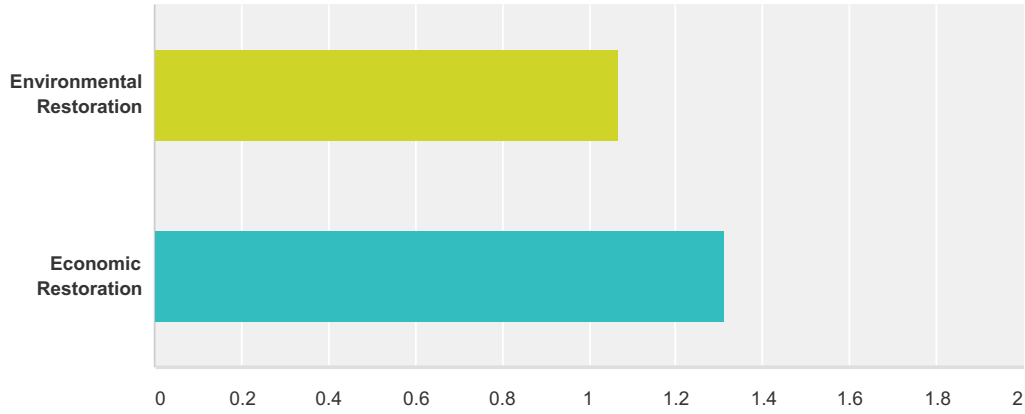
Answered: 29 Skipped: 1



	Strongly Agree	Agree	Neutral	Disagree	Strongly Disagree	Total	Weighted Average
(no label)	17.24% 5	44.83% 13	13.79% 4	20.69% 6	3.45% 1	29	2.48

**Q16 How strongly do you feel that some environmental and/or economic restoration activities should be funded in the Florida State Expenditure Plan?**

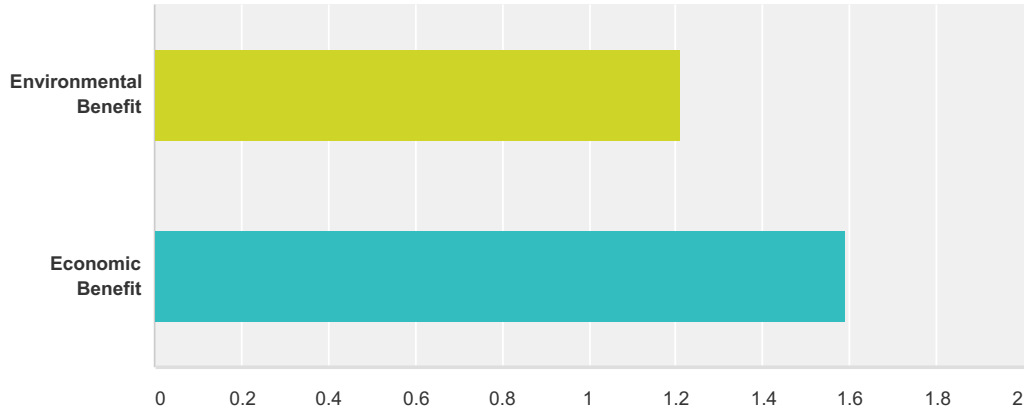
Answered: 29 Skipped: 1



	Strongly Agree	Agree	Neutral	Disagree	Strongly Disagree	Total	Weighted Average
Environmental Restoration	65.52% 19	31.03% 9	3.45% 1	0.00% 0	0.00% 0	29	1.07
Economic Restoration	51.72% 15	34.48% 10	10.34% 3	3.45% 1	0.00% 0	29	1.31

**Q17 How strongly do you agree that all funded restoration activities should have some environmental and/or economic benefit?**

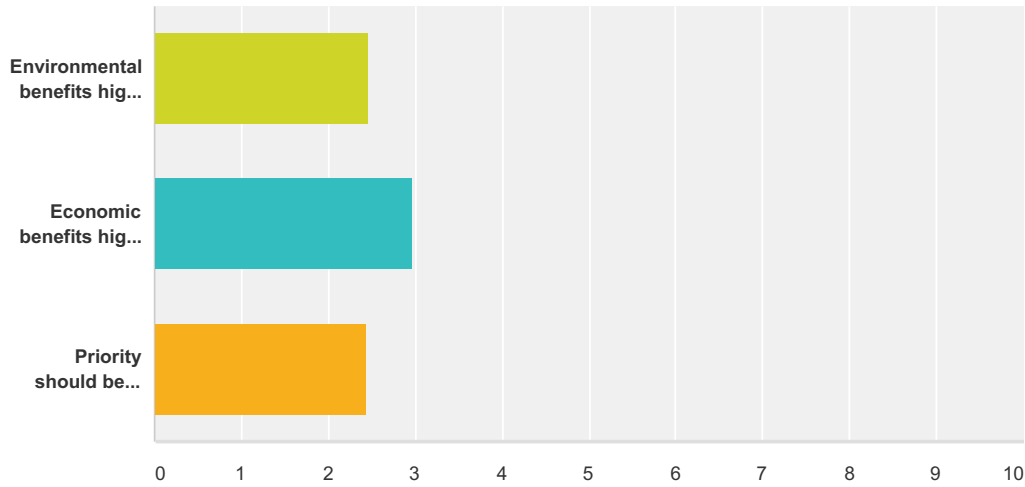
Answered: 29 Skipped: 1



	Strongly Agree	Agree	Neutral	Disagree	Strongly Disagree	Total	Weighted Average
Environmental Benefit	79.31% 23	20.69% 6	0.00% 0	0.00% 0	0.00% 0	29	1.21
Economic Benefit	51.72% 15	37.93% 11	10.34% 3	0.00% 0	0.00% 0	29	1.59

**Q18 How strongly do you agree that restoration activities with environmental benefits are a priority over projects with purely economic benefits or economic benefits are a priority over projects with purely environmental benefits?**

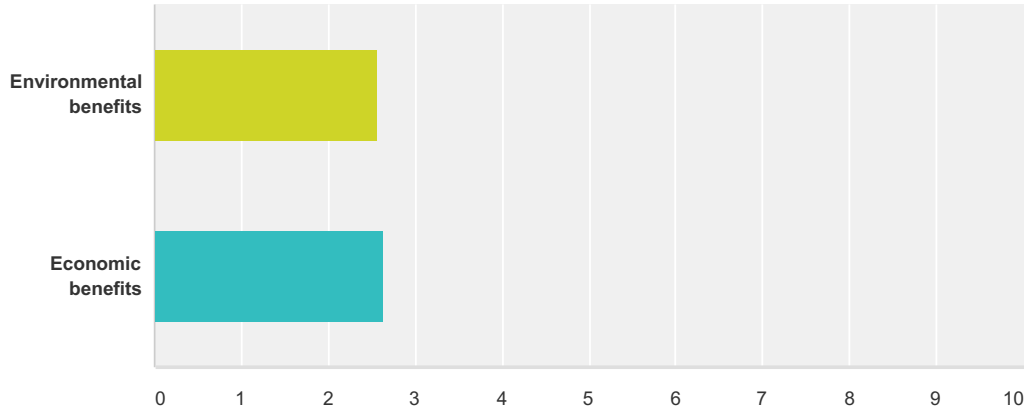
Answered: 29 Skipped: 1



	Strongly Agree	Agree	Neutral	Disagree	Strongly Disagree	Total	Weighted Average
Environmental benefits higher priority than economic benefits	38.46% 10	15.38% 4	19.23% 5	15.38% 4	11.54% 3	26	2.46
Economic benefits higher priority than environmental benefits	11.11% 3	22.22% 6	37.04% 10	18.52% 5	11.11% 3	27	2.96
Priority should be placed equally on environmental and economic benefits	18.52% 5	37.04% 10	25.93% 7	18.52% 5	0.00% 0	27	2.44

**Q19 How strongly do you agree that a pre-set percentage of funds should be allocated to restoration activities with environmental and/or economic benefits?**

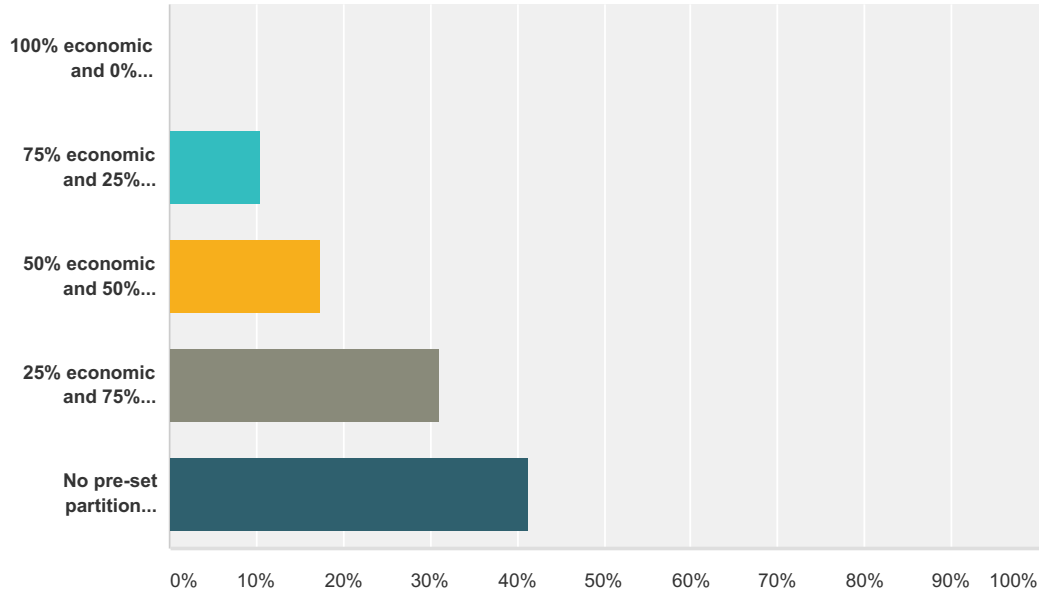
Answered: 29 Skipped: 1



	Strongly Agree	Agree	Neutral	Disagree	Strongly Disagree	Total	Weighted Average
Environmental benefits	32.14% 9	10.71% 3	32.14% 9	17.86% 5	7.14% 2	28	2.57
Economic benefits	32.14% 9	7.14% 2	32.14% 9	21.43% 6	7.14% 2	28	2.64

**Q20 If a pre-set percentage of funds was established for economic and environmental restoration activities, how would you partition the funding? Pick one (economic /environmental).**

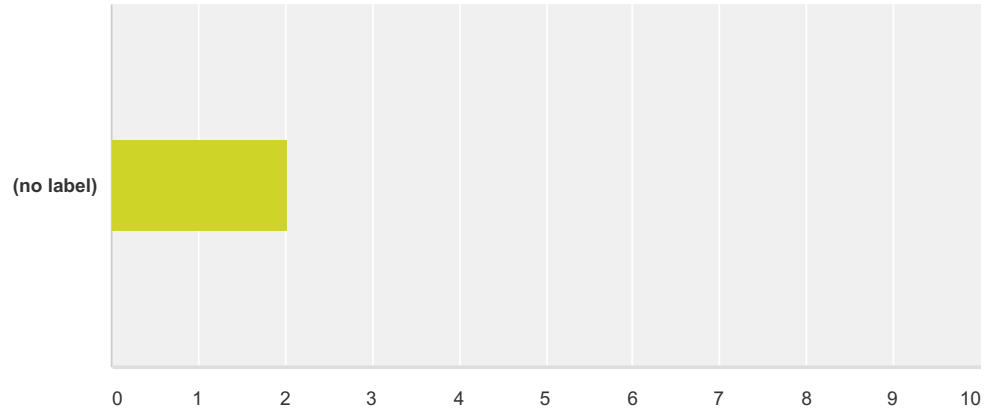
Answered: 29 Skipped: 1



Answer Choices	Responses	
100% economic and 0% environmental	0.00%	0
75% economic and 25% environmental	10.34%	3
50% economic and 50% environmental	17.24%	5
25% economic and 75% environmental	31.03%	9
No pre-set partition between economic and environmental restoration activities.	41.38%	12
<b>Total</b>		<b>29</b>

**Q21 How strongly do you agree that geographic distribution should be considered during restoration activity prioritization?**

Answered: 29 Skipped: 1

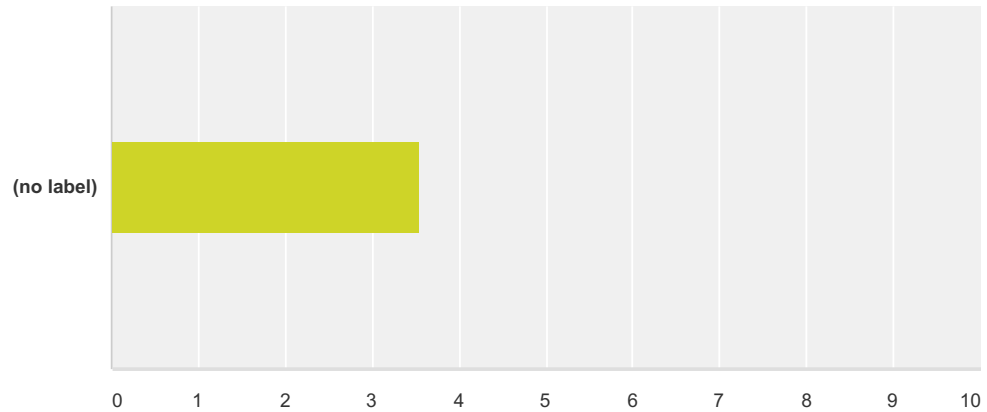


	Strongly Agree	Agree	Neutral	Disagree	Strongly Disagree	Total	Weighted Average
(no label)	34.48% 10	44.83% 13	10.34% 3	3.45% 1	6.90% 2	29	2.03



**Q22 How strongly do you agree that restoration activities be evaluated based purely on their economic and environmental benefits, without consideration of their location?**

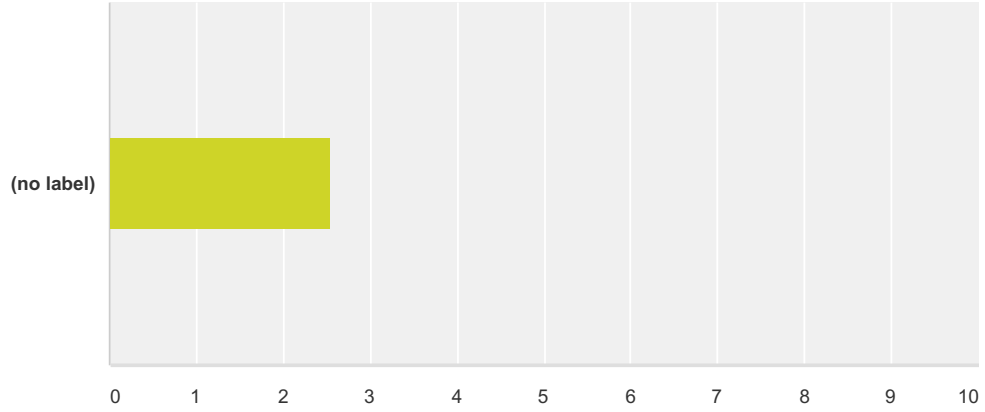
Answered: 29 Skipped: 1



	Strongly Agree	Agree	Neutral	Disagree	Strongly Disagree	Total	Weighted Average
(no label)	3.45% 1	24.14% 7	13.79% 4	31.03% 9	27.59% 8	29	3.55

**Q23 If a geographic consideration was applied, on which geographic basis would you pick? Choose an item.**

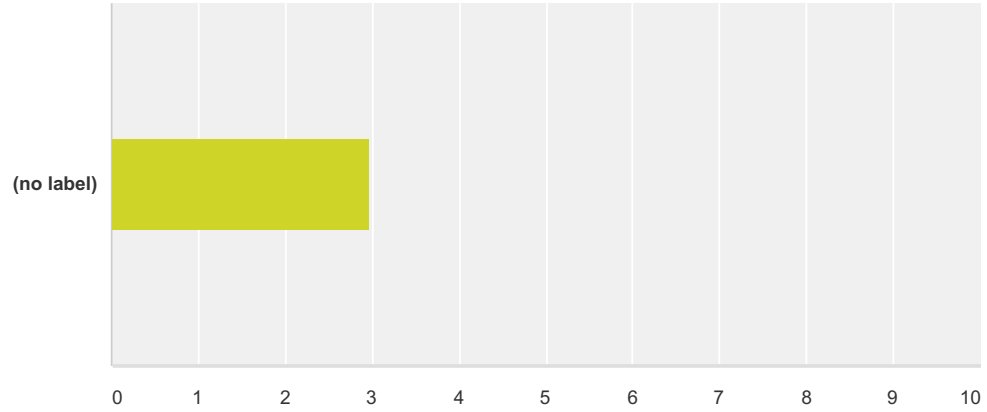
Answered: 29 Skipped: 1



	Disproportionately versus proportionally affected counties.	By county	By watershed	By region	Project merit	Total	Weighted Average
(no label)	24.14% 7	34.48% 10	17.24% 5	10.34% 3	13.79% 4	29	2.55

**Q24 How strongly do you agree that the Florida State Expenditure Plan should follow the Pot 1 distribution approach and allocate 75% of the monies to the 8 disproportionately affected counties and the remaining 25% to areas in the remaining 15 counties?**

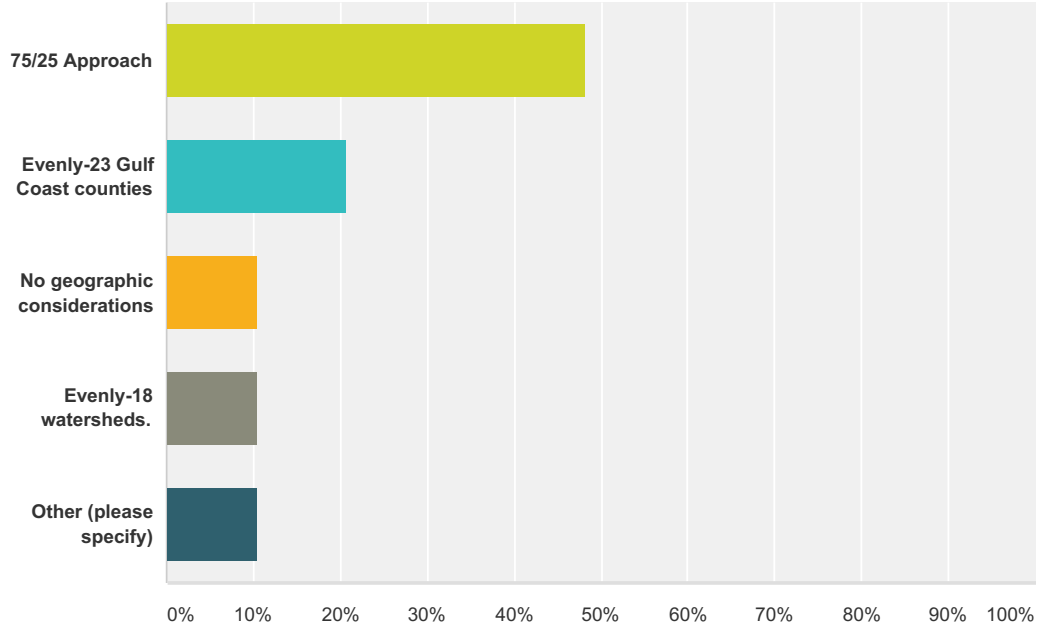
Answered: 29 Skipped: 1



	Strongly Agree	Agree	Neutral	Disagree	Strongly Disagree	Total	Weighted Average
(no label)	27.59% 8	17.24% 5	10.34% 3	20.69% 6	24.14% 7	29	2.97

**Q25 What do you think would be the fairest approach if a geographic criterion was applied? Pick one.**

Answered: 29 Skipped: 1

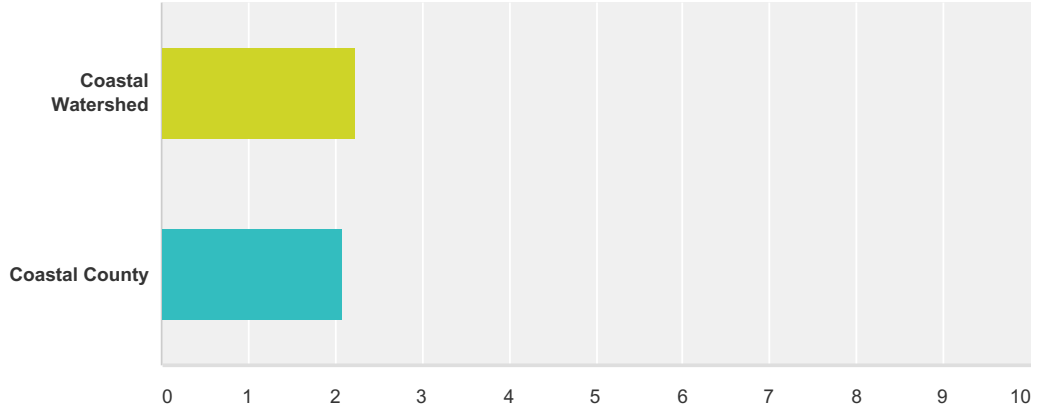


Answer Choices	Responses
75/25 Approach	48.28% 14
Evenly-23 Gulf Coast counties	20.69% 6
No geographic considerations	10.34% 3
Evenly-18 watersheds.	10.34% 3
Other (please specify)	10.34% 3
<b>Total</b>	<b>29</b>

#	Other (please specify)	Date
1	initially i strongly supported the split of 75/25, however, as economic recovery, over the last 5 years has rebounded for most of the 8 disproportionately affected counties, I've moderated my position with the health of the Gulf and by merit and region should be paramount.	7/22/2015 10:22 AM
2	find the best value projects with a balance equally with all counties	7/16/2015 12:04 PM
3	Watershed proportionality	7/13/2015 2:35 PM

**Q26 How strongly do you agree that at least one restoration activity should be funded in each coastal watershed or county?**

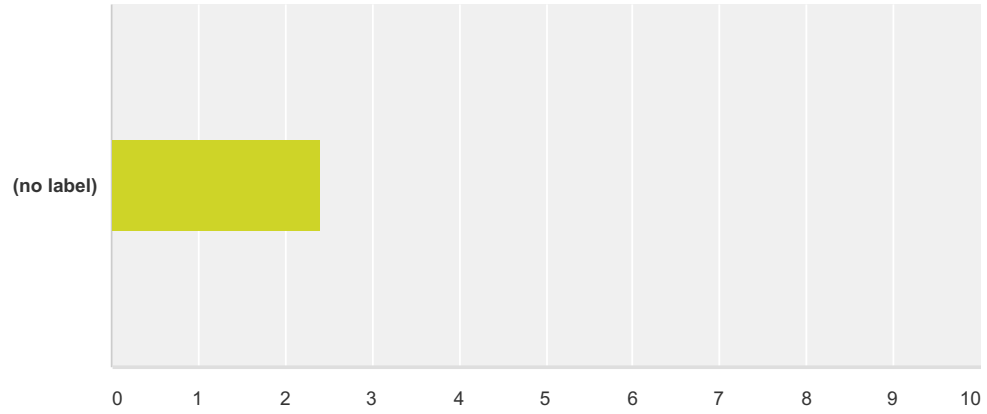
Answered: 29 Skipped: 1



	Strongly Agree	Agree	Neutral	Disagree	Strongly Disagree	Total	Weighted Average
Coastal Watershed	37.93% 11	31.03% 9	6.90% 2	17.24% 5	6.90% 2	29	2.24
Coastal County	36.00% 9	36.00% 9	16.00% 4	8.00% 2	4.00% 1	25	2.08

**Q27 How strongly do you agree that it is a good idea to allocate a portion of the funding to achieve a geographic distribution of restoration activities?**

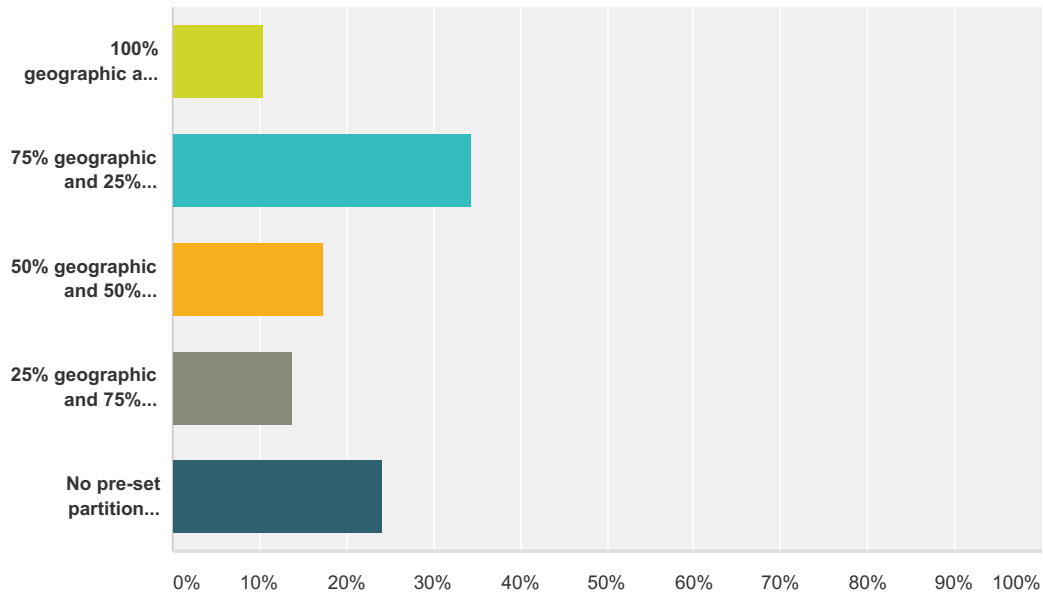
Answered: 29 Skipped: 1



	Strongly Agree	Agree	Neutral	Disagree	Strongly Disagree	Total	Weighted Average
(no label)	17.24% 5	55.17% 16	6.90% 2	10.34% 3	10.34% 3	29	2.41

**Q28 If a portion of funding was designated to achieve a geographic distribution of restoration activities, what percentage of funding would you allocate to geographic distribution? The remaining funds would be based on restoration activity merit, without geographic consideration. Pick one (geographic/restoration activity merit).**

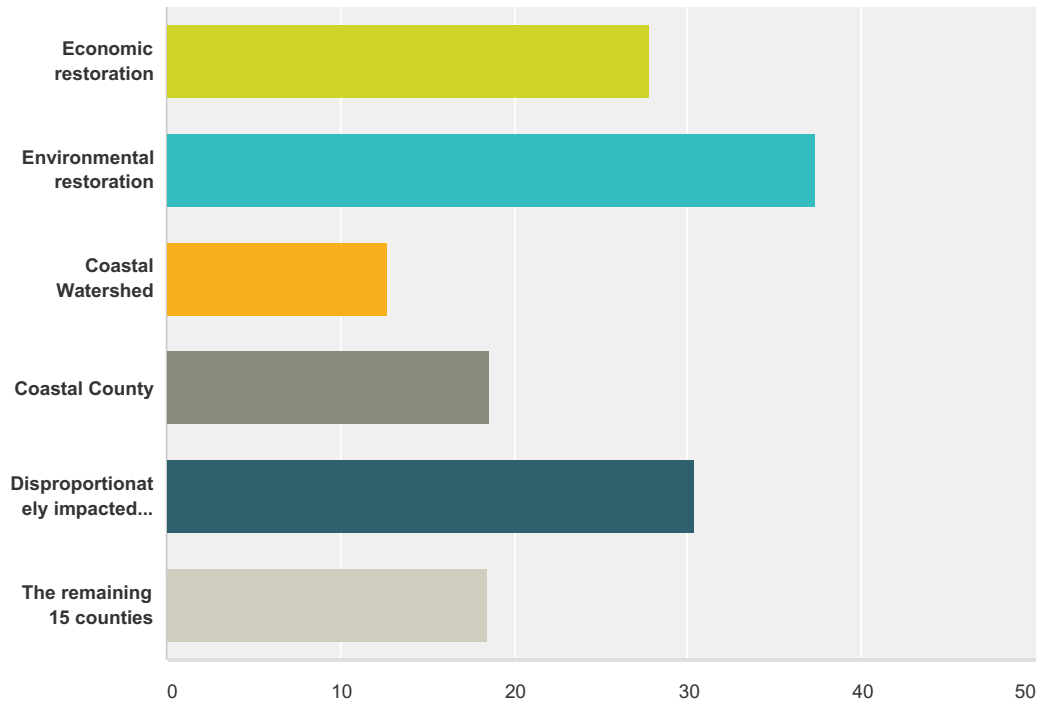
Answered: 29 Skipped: 1



Answer Choices	Responses	
100% geographic and 0% environmental/economic	10.34%	3
75% geographic and 25% environmental/economic	34.48%	10
50% geographic and 50% environmental/economic	17.24%	5
25% geographic and 75% environmental/economic	13.79%	4
No pre-set partition between economic and environmental restoration activities.	24.14%	7
<b>Total</b>		<b>29</b>

**Q29 If you had \$100 to spend on projects in the Florida State Expenditure Plan, what approach would you use to distribute the monies? Would you spend part on economic restoration activities and part on environmental restoration activities? Would you make sure each watershed or county received some funding or not? Tell us how you would spend your \$100.**

Answered: 28 Skipped: 2



Answer Choices	Average Number	Total Number	Responses
Economic restoration	28	528	19
Environmental restoration	37	747	20
Coastal Watershed	13	216	17
Coastal County	19	315	17
Disproportionately impacted 8 counties	30	607	20
The remaining 15 counties	18	387	21
<b>Total Respondents: 28</b>			

#	Economic restoration	Date
1	30	8/19/2015 6:49 PM
2	5	8/13/2015 3:45 PM



## Florida Gulf Consortium Questionnaire

3	10	8/10/2015 5:37 PM
4	15	7/31/2015 11:19 AM
5	50	7/29/2015 4:02 PM
6	30	7/29/2015 11:23 AM
7	25	7/24/2015 12:27 PM
8	30	7/23/2015 2:24 PM
9	50	7/23/2015 1:27 PM
10	15	7/22/2015 10:33 AM
11	50	7/15/2015 2:46 PM
12	20	7/15/2015 9:44 AM
13	30	7/14/2015 12:12 PM
14	25	7/13/2015 6:01 PM
15	75	7/13/2015 9:41 AM
16	0	7/10/2015 4:19 PM
17	33	7/10/2015 11:33 AM
18	25	7/6/2015 6:09 PM
19	10	7/6/2015 1:23 PM
<b>#</b>	<b>Environmental restoration</b>	<b>Date</b>
1	15	8/19/2015 6:49 PM
2	5	8/13/2015 3:45 PM
3	10	8/10/2015 5:37 PM
4	15	7/31/2015 11:19 AM
5	50	7/29/2015 4:02 PM
6	20	7/29/2015 11:23 AM
7	35	7/28/2015 9:28 AM
8	25	7/24/2015 12:27 PM
9	40	7/23/2015 2:24 PM
10	50	7/23/2015 1:27 PM
11	85	7/22/2015 10:33 AM
12	50	7/15/2015 2:46 PM
13	20	7/15/2015 9:44 AM
14	30	7/14/2015 12:12 PM
15	75	7/13/2015 6:01 PM
16	0	7/10/2015 4:19 PM
17	67	7/10/2015 11:33 AM
18	100	7/9/2015 5:18 PM
19	25	7/6/2015 6:09 PM
20	30	7/6/2015 1:23 PM
<b>#</b>	<b>Coastal Watershed</b>	<b>Date</b>
1	10	8/19/2015 6:49 PM
2	5	8/13/2015 3:45 PM

## Florida Gulf Consortium Questionnaire

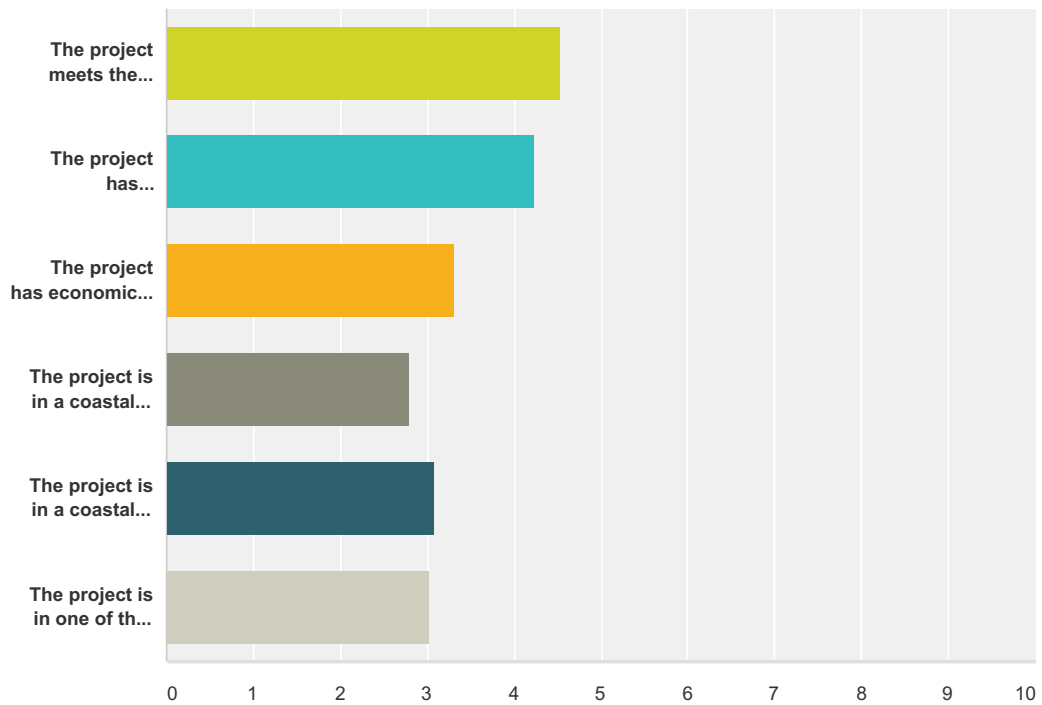
3	10	8/10/2015 5:37 PM
4	10	7/31/2015 11:19 AM
5	15	7/29/2015 11:23 AM
6	40	7/28/2015 9:28 AM
7	10	7/24/2015 12:27 PM
8	5	7/23/2015 2:24 PM
9	0	7/22/2015 10:33 AM
10	10	7/15/2015 9:44 AM
11	5	7/14/2015 12:12 PM
12	25	7/13/2015 3:40 PM
13	50	7/13/2015 2:36 PM
14	0	7/10/2015 4:19 PM
15	0	7/10/2015 11:33 AM
16	1	7/6/2015 6:09 PM
17	20	7/6/2015 1:23 PM
<b>#</b>	<b>Coastal County</b>	<b>Date</b>
1	20	8/19/2015 6:49 PM
2	5	8/13/2015 3:45 PM
3	10	8/10/2015 5:37 PM
4	10	7/31/2015 11:19 AM
5	15	7/29/2015 11:23 AM
6	40	7/24/2015 12:27 PM
7	5	7/23/2015 2:24 PM
8	0	7/22/2015 10:33 AM
9	100	7/17/2015 12:14 PM
10	10	7/15/2015 9:44 AM
11	5	7/14/2015 12:12 PM
12	25	7/13/2015 3:40 PM
13	25	7/13/2015 2:36 PM
14	0	7/10/2015 4:19 PM
15	0	7/10/2015 11:33 AM
16	25	7/6/2015 6:09 PM
17	20	7/6/2015 1:23 PM
<b>#</b>	<b>Disproportionately impacted 8 counties</b>	<b>Date</b>
1	15	8/19/2015 6:49 PM
2	80	8/13/2015 3:45 PM
3	40	8/10/2015 5:37 PM
4	40	7/31/2015 11:19 AM
5	10	7/29/2015 11:23 AM
6	0	7/24/2015 12:27 PM
7	75	7/24/2015 11:53 AM

## Florida Gulf Consortium Questionnaire

8	10	7/23/2015 2:24 PM
9	0	7/22/2015 10:33 AM
10	33	7/16/2015 12:08 PM
11	25	7/15/2015 9:44 AM
12	80	7/14/2015 1:28 PM
13	25	7/14/2015 12:12 PM
14	50	7/13/2015 3:40 PM
15	13	7/13/2015 9:41 AM
16	34	7/10/2015 4:19 PM
17	0	7/10/2015 11:33 AM
18	50	7/10/2015 8:43 AM
19	12	7/6/2015 6:09 PM
20	15	7/6/2015 1:23 PM
<b>#</b>	<b>The remaining 15 counties</b>	<b>Date</b>
1	10	8/19/2015 6:49 PM
2	0	8/13/2015 3:45 PM
3	20	8/10/2015 5:37 PM
4	10	7/31/2015 11:19 AM
5	10	7/29/2015 11:23 AM
6	25	7/28/2015 9:28 AM
7	0	7/24/2015 12:27 PM
8	25	7/24/2015 11:53 AM
9	10	7/23/2015 2:24 PM
10	0	7/22/2015 10:33 AM
11	67	7/16/2015 12:08 PM
12	15	7/15/2015 9:44 AM
13	20	7/14/2015 1:28 PM
14	5	7/14/2015 12:12 PM
15	25	7/13/2015 2:36 PM
16	12	7/13/2015 9:41 AM
17	66	7/10/2015 4:19 PM
18	0	7/10/2015 11:33 AM
19	50	7/10/2015 8:43 AM
20	12	7/6/2015 6:09 PM
21	5	7/6/2015 1:23 PM

### Q30 Please prioritize the criteria that should be considered when assessing a project:

Answered: 29 Skipped: 1



	1	2	3	4	5	6	Total	Score
The project meets the Council's goals and objectives	51.72% 15	10.34% 3	6.90% 2	10.34% 3	10.34% 3	10.34% 3	29	4.52
The project has environmental benefits	3.45% 1	55.17% 16	13.79% 4	17.24% 5	10.34% 3	0.00% 0	29	4.24
The project has economic benefits	13.79% 4	6.90% 2	24.14% 7	20.69% 6	20.69% 6	13.79% 4	29	3.31
The project is in a coastal watershed	0.00% 0	10.34% 3	24.14% 7	20.69% 6	24.14% 7	20.69% 6	29	2.79
The project is in a coastal county	10.34% 3	10.34% 3	17.24% 5	20.69% 6	24.14% 7	17.24% 5	29	3.10
The project is in one of the disproportionately impacted counties	20.69% 6	6.90% 2	13.79% 4	10.34% 3	10.34% 3	37.93% 11	29	3.03



## AGENDA

### GULF CONSORTIUM GOAL SETTING WORKSHOP WEDNESDAY, AUGUST 26, 2015

- 9:00 AM – 10:00 AM**      **Business Meeting**
- 10:00 AM – 10:15 AM**      **Break**
- 10:15 AM – 10:30 AM**      **Review of Workshop Goals and Productivity Rules**
- Discussion Format
  - Productivity Rules
  - Workshop Goals
  - Future Topics For Discussion (but not today)
- 10:30 AM – 11:45 AM**      **Presentations** (15 minute presentations/10 minutes for questions)
- *Summary of Tentative Deepwater Horizon Oil Spill Settlement* – Doug Robison, Environmental Science Associates and Mike Langton, Langton Associates
  - *Summary of Other Ongoing Gulf Restoration Projects and Planning Activities in Florida*--Phil Coram, Florida Department of Environmental Protection and Kelly Samek, Florida Fish and Wildlife Conservation Commission
  - *Review of State Expenditure Plan Requirements and Allowable Uses for Pot 3 Funds*—Doug Robison, Environmental Science Associates and Ann Redmond, Brown and Caldwell
- 11:45 AM – 12:15 PM**      **Break for Box Lunch Distribution**
- 12:15 PM -- 12:45 AM**      **Summary of Questionnaire Results**
- Outcomes
  - Gulf Council Goals & Objectives
  - Types of Projects
  - Geographic Distribution of Projects

**12:45 PM – 1:30 PM**

**Discussion on Florida Goals and Objectives**

- BP Settlement Implications
- Review Draft Florida Goals
- Discuss Primary and Secondary Considerations
- Discuss Any Additions Under Consideration
- Document Any Consensus Reached
- Review Draft Florida Objectives
- Discuss Primary and Secondary Considerations
- Discuss Any Additions Under Consideration
- Document Any Consensus Reached

**1:30 PM – 2:45 PM**

**Geographic Distribution of Projects**

- Reminder of Survey Responses
- Facilitator's Summary/Suggestions
- Consensus Discussion: Should geography be a primary consideration in Florida's plan?
- Consensus Discussion: Should a portion of the funding be allocated to each county or coastal watershed?
- Consensus Discussion: Should the disproportionate counties receive more of the funding?
- Document Any Consensus Reached

**2:45 PM – 3:00 PM**

**Break**

**3:00 PM – 4:15 PM**

**Economic and Environmental Projects**

- Reminder of Survey Responses
- Facilitator's Summary/Suggestions
- Consensus Discussion: Do we need to define allocations for either economic development or environmental projects?
- Consensus Discussion: Should some Pot 3 funding be designated to study the long term threat/impact of oil remaining in the Gulf and/or other rigs that may have similar structural issues?
- Document any Consensus Reached

**4:15 PM – 5:00 PM**

**Wrap Up**

- Facilitator's Summary
- Feedback
- Chairman's Comments

**5:00 PM**

**Adjourn**



**#1**  
**PRODUCTIVITY RULES**

**GULF CONSORTIUM**  
**GOAL SETTING WORKSHOP**  
**WEDNESDAY, AUGUST 26, 2015**

**Workshop Productivity Rules**

- Please silence all electronic devices.
- Everyone participates; no one dominates.
- Be (very) concise.
- Listen.
- It's okay to disagree, but:
  - Respect each other & suspend personal judgment.
  - Use time effectively, stay on task, and honor time limits.
- Use your name tent to get in the cue to comment.
- Consensus measures:
  - Strongly Agree
  - Agree
  - Neutral
  - Disagree
  - Strongly Disagree
- Consensus is achieved when all members present can strongly agree, agree or are neutral on an item. If consensus is not achieved, the consensus measures in each category are documented and the reasons why some members did not support the item are also documented.



**#2**  
**Eligible Types of Projects, Programs and**  
**Activities Authorized by the RESTORE**  
**Act\***

**Gulf Consortium**  
**Goal Setting Workshop**  
**August 26, 2015**

1. Restoration and protection of the natural resources, ecosystems, fisheries, marine and wildlife habitats, beaches and coastal wetlands of the Gulf Coast region.
2. Mitigation of damage to fish, wildlife, and natural resources.
3. Implementation of a federally-approved marine, coastal, or comprehensive conservation management plan, including fisheries monitoring.
4. Workforce development and job creation.
5. Improvements to or on State parks located in coastal areas affected by the Deepwater Horizon oil spill.
6. Infrastructure projects benefiting the economy or ecological resources, including port infrastructure.
7. Coastal flood protection and related infrastructure.
8. Planning assistance.
9. Administrative costs of complying with the Act.
10. Promotion of tourism in the Gulf Coast region, including recreational fishing.
11. Promotion of the consumption of seafood harvested from the Gulf Coast region.

\* Applicable to the Direct Component (Pot 1) and the Spill Impact Component (Pot 3) only; the Comprehensive Plan Component (Pot 2) focuses primarily on the environment.





**#3**  
**STATE EXPENDITURE PLAN LEGAL**  
**REQUIREMENTS**

**GULF CONSORTIUM**  
**GOAL SETTING WORKSHOP**  
**WEDNESDAY, AUGUST 26, 2015**

The RESTORE Act, 33 U.S.C. § 1321(t)(3)(B), lists the requirements that each State Expenditure Plan must meet for the disbursement of Oil Spill Impact Allocation Funds, in accordance with the formula developed under § 1321(t)(3)(A). The Chairperson will review each State Expenditure Plan to ensure that it:

1. Meets one or more of the eligible activities under § 1321(t)(1)(B)(i) and/or (ii) and administrative costs limitations under § 1321 (t)(1)(B)(iii).
2. Contributes to the overall economic and ecological recovery of the Gulf Coast.
3. Takes into consideration the Comprehensive Plan and is consistent with the goals and objectives of the Comprehensive Plan.
4. Does not use more than 25% of the funds disbursed for eligible activities, unless the infrastructure limitation exception is met.

**Infrastructure Limitation**

Pursuant to the RESTORE Act, 33 U.S.C. § 1321(t)(3)(B)(ii), not more than 25 percent of the funds may be used by a State for infrastructure projects for eligible activities. States shall provide a statement that their eligible activities will meet the 25% infrastructure limitation or how they meet the exception described below. For the purposes of these guidelines, the term “infrastructure” has the same meaning as provided in 31 CFR § 34.2, as described below:

*Infrastructure means the public facilities or systems needed to support commerce and economic development. These installations and facilities span a wide range, including highways, airports, roads, buildings, transit systems, port facilities, railways, telecommunications, water and sewer systems, public electric and gas utilities, levees, seawalls, breakwaters, major pumping stations, and flood gates. Infrastructure encompasses new construction, upgrades and repairs to existing facilities or systems, and associated land acquisition and planning.*

Exception: A state may propose a State Expenditure Plan that uses more than 25% of its funds for infrastructure planning, if the State Expenditure Plan certifies that:

- Ecosystem restoration needs will be addressed by projects in the proposed State Expenditure Plan; and
- Additional investment in infrastructure is required to mitigate the impacts of the Deepwater Horizon Oil Spill to the ecosystem or economy.



**#4**  
**COUNCIL ADOPTED GOALS &**  
**OBJECTIVES WITH EXAMPLE PROJECT**  
**TYPES**

**GULF CONSORTIUM**  
**GOAL SETTING WORKSHOP**  
**WEDNESDAY, AUGUST 26, 2015**

**Council Goals**

1. **Restore and Conserve Habitat** – Restore and conserve the health, diversity, and resilience of key coastal, estuarine, and marine habitats.
2. **Restore Water Quality** – Restore and protect water quality of the Gulf Coast region’s fresh, estuarine, and marine waters.
3. **Replenish and Protect Living Coastal and Marine Resources** – Restore and protect healthy, diverse, and sustainable living coastal and marine resources.
4. **Enhance Community Resilience** – Build upon and sustain communities with capacity to adapt to short- and long-term changes.
5. **Restore and Revitalize the Gulf Economy** – Enhance the sustainability and resiliency of the Gulf economy.

**Council Objectives**

1. **Restore, Enhance, and Protect Habitats** – Restore, enhance, and protect the extent, functionality, resiliency, and sustainability of coastal, freshwater, estuarine, wildlife, and marine habitats. These include barrier islands, beaches, dunes, coastal wetlands, coastal forests, pine savannahs, coastal prairies, submerged aquatic vegetation, oyster reefs, and shallow and deep water corals.

**Example project types**

- Restoration, enhancement, creation, and protection of important coastal, freshwater, estuarine, and marine habitats;
- Removal of invasive species;
- Habitat protection and conservation projects implemented through:
  - Active management;
  - Acquisition, voluntary management agreements;
  - Protected area management;
  - Perpetual management;
  - Conservation easements,
  - Other conservation activities.

2. **Restore, Improve, and Protect Water Resources** – Restore, improve, and protect the Gulf Coast region’s fresh, estuarine, and marine water resources by reducing or treating nutrient and pollutant loading; and improving the management of freshwater flows, discharges to and withdrawals from critical systems.

Example project types

- Implementation of watershed best management practices;
- Improved agricultural and silvicultural management practices;
- Enhanced stormwater and/or wastewater management;
- Improved quality and quantity of freshwater flows, discharges, and withdrawals;
- Sediment runoff management;
- Other foundational water quality concerns.

3. **Protect and Restore Living Coastal and Marine Resources** – Restore and protect healthy, diverse, and sustainable living coastal and marine resources including finfish, shellfish, birds, mammals, reptiles, coral, and deep benthic communities.

Example project types

- Recovery of threatened and endangered species;
- Reduction of overfishing and bycatch;
- Improved fisheries assessments;
- Sustainable resource management of commercially and recreationally important activities (such as fishing, hunting, and wildlife watching);
- Increased resource stocks;
- Invasive and nuisance species management and removal;
- Improved enforcement, and other protective measures.

4. **Restore and Enhance Natural Processes and Shorelines** – Restore and enhance ecosystem resilience, sustainability, and natural defenses through the restoration of natural coastal, estuarine, and riverine processes, and/or the restoration of natural shorelines.

Example project types

- Removal of barriers to improve freshwater inflow and fish passage;
- Improved sediment management (e.g., through increased beneficial use, dedicated dredging, and sediment capture structures);
- Restoration of coastal wetlands, restoration of eroded shorelines;
- River diversions (also known as river re-introduction projects) and other types of hydrologic restoration;
- Natural ridge restoration;
- Implementation of living shoreline techniques;
- Other restoration techniques that address natural processes and shorelines.

5. **Promote Community Resilience** – Build and sustain Gulf Coast communities’ capacity to adapt to short- and long-term natural and man-made hazards, particularly increased flood risks associated with sea-level rise and environmental stressors. Promote ecosystem restoration that enhances community resilience through the re-establishment of non-structural, natural buffers against storms and flooding.

Example project types

- Capacity for local governments, businesses, and community-based organizations to adapt;
- Infrastructure risk assessments;
- Advanced natural resource planning and natural resource recovery planning with locally-driven solutions;
- Long-term land use planning as it relates to the management and sustainability of coastal resources;
- Acquisition and/or preservation of undeveloped lands in coastal high-hazard areas (e.g., as buffers against storm surge and sea level rise); non-structural storm and surge protection;
- Design of incentive-based mitigation programs;
- Engagement with and among local communities and other measures that build community resiliency through ecosystem restoration.

Projects and programs that promote community resilience should be tied to ecosystem restoration or protection.

6. **Promote Natural Resource Stewardship and Environmental Education** – Promote and enhance natural resource stewardship efforts that include formal and informal educational opportunities, professional development and training, communication, and actions for all ages.

Example project types

- Environmental stewardship and education programs tied to Gulf Coast resources that encourage and coordinate the use of existing environmental education and outreach networks and institutions;
- Establishment of more effective relationships between research and education communities;
- Provision of meaningful hands-on ecosystem education that includes local, cultural, environmental and economic values with the belief that education will encourage action toward a healthier Gulf Coast.

Projects and programs which promote natural resource stewardship and environmental education should be tied to ecosystem restoration or protection.

7. **Improve Science-Based Decision-Making Processes** – Improve science-based decision-making processes used by the Council.

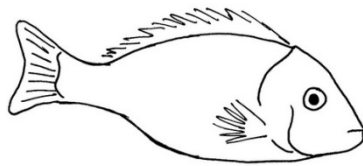
Example project types

- a. Science-based adaptive management and project-level and regional ecosystem monitoring, including the coordination and interoperability of ecosystem monitoring programs;
- b. Regional database and expert systems used to warehouse ecosystem data;
- c. Improved ecosystem restoration outcome and impact measurement and reporting;
- d. Development of local and regional ecosystem models to apply the monitoring information gained and address the critical uncertainties related to restoration to adaptively manage and inform Council decision-making processes related to ecosystem investments.



## #5 Economic & Environmental Partitions

**Gulf Consortium  
Goal Setting Workshop  
August 26, 2015**



*Your feedback indicates that, overall, a pre-set partition for either economic or environmental projects is not desirable.*

### **Pros for Partitioning Some Funding for Certain Kinds of Projects**

- Ensures that some projects of each type are funded.
- Some concern that economic projects will not receive the emphasis they deserve.

### **Cons for Partitioning Some Funding for Certain Kinds of Projects**

- Many directors commented that they felt that projects with the most benefits—whether economic, environmental, or both—should be the ones selected and therefore a partition was unnecessary.
- Many directors commented that they were concerned that if funds were partitioned, that the best projects with multiple benefits would not be selected.

*A few directors suggested that some funds should be set aside for future projects or impacts, scientific research, or both.*



#6  
**Geographic Distribution**

**Gulf Consortium  
Goal Setting Workshop  
August 26, 2015**

*There are many possible ways to address geographic distribution in the Florida State Expenditure Plan. There are four approaches described below for discussion purposes.*

- 1. No Geography**--Don't establish a geographic formula. Projects will be selected based on their economic and environmental benefits. Note that some counties may not have any projects selected using this approach.
- 2. Use the Pot 1 Approach**--Use the same formula as Pot 1—75% goes to the eight disproportionately affected counties and the remaining 25% goes to the remaining 15 counties. The projects themselves would be selected/prioritized based on their economic and environmental benefits.
- 3. Even Steven**--Allocate all the money evenly geographically—4.43% (1/23) would fund some project(s) in each county. Counties could pool their funding for larger, regional projects if they wish. Projects in each geographic area would be selected based on their economic and environmental benefits.
- 4. Hybrid of Geography and Project Benefits**--Allocate a portion of the money to be geographically distributed among the 23 counties and the remainder used to fund projects, not based on geography but on project environmental and economic benefits. The portion of the funding for each county would still be subject to project evaluation and prioritization for environmental and economic benefits.

## MEMORANDUM



**TO:** Grover Robinson, Chair, Gulf Consortium  
 Gulf Consortium Directors  
 Ginger Delegal, Interim Manager of the Gulf Consortium  
 Sarah Bleakley, Interim General Counsel of the Gulf Consortium

**FROM:** Monroe County Commissioner George Neugent, Director and Executive Committee Member of the Gulf Consortium

**RE:** Distribution of Pot 3 Funds

**DATE:** August 24, 2015

In light of the upcoming discussion of the Gulf Consortium on the distribution of Pot 3 funds, Monroe County respectfully submits this proposed methodology for distribution, in consideration of the following points.

Monroe County recognizes the ecological and economic impacts felt by the 8 counties in the Panhandle that experienced oil on their shores, and respects the current and projected distribution of funds in the myriad restoration funding pots.

Monroe County’s position is that the Consortium should use the flexibility it has with Pot 3 to provide a greater amount of funds to the non-disproportionately impacted counties, recognizing the environmental responsibilities of *all* Gulf counties, and to give to the 15 non-disproportionately-impacted counties the best possible opportunity to meaningfully contribute to the restoration and on-going health of the waters of the Gulf.

- The RESTORE Act requires us to develop a State Expenditure Plan with projects to contribute to the *overall* economic and ecological recovery of the Florida Gulf Coast. The on-going responsibility for the restoration and protection of Gulf waters is one *all* Gulf counties bear.
- While the distribution of many of the “pots” of restoration funding are defined by statutory formula or limited by specific criteria, the Spill Impact Component (“Pot 3”) is not subject to a distribution formula. It is up to us, the Gulf Consortium, to establish a methodology to distribute funds for this Pot. In fact, that’s why we are all here. That’s also why we all contribute to, and participate in, the Consortium to achieve that overall recovery benefitting us all.
- An understanding of the distribution of all restoration funds to date helps us fully see what the opportunities are for the Consortium’s planning effort to achieve economic and ecological recovery of the *overall* Gulf Coast.

A “back of the napkin” summary of oil spill-related monies to Florida, and their projected distributions within Florida, assuming continuation of the same project selection and spending patterns that we’ve seen to date in NRDA, NFWF and Pot 2, looks something like this, *before we even include Pot 3*:

SOURCE	Est'd TOTAL TO FLORIDA	TOTAL EXPENDED, PLANNED TO DATE / TOTAL TO DISP	% TO DISP of all Funds to Florida	Projected DOLLAR AMT TO DISP	Projected DOLLAR AMT TO NON-DISP	% TO NON-DISP of all Funds to Florida
Economic Damages <sup>i</sup> :	2,000,000,000	None yet	75%	1,500,000,000	0	0%
Natural Resource Damages <sup>ii</sup> :	680,000,000	114M/105M	92%	625,000,000	0	0%
NFWF <sup>iii</sup> :	356,000,000	54M/43M	78%	278,000,000	0	0%
Pot 1 (Local Pot)	364,000,000		75%	273,000,000	91,000,000	25%
Pot 2 (Council Pot) <sup>iv</sup>	260,000,000 <sup>v</sup>	30M/26M	85%	220,000,000	40,000,000	15%
<b>TOTAL<sup>vi</sup>:</b>	<b>3,660,000,000</b>		<b>79%</b>	<b>2,896,000,000</b>	<b>131,000,000</b>	<b>3.6%</b>



- An understanding of how much funding will be available for the Consortium’s (Pot 3) State Expenditure Plan is also helpful. We estimate this amount to be \$286,000,000<sup>vii</sup>.

SOURCE	TOTAL TO FLORIDA	DOLLAR AMT TO DISP	% TO DISP	DOLLAR AMT TO NON-DIS	% TO NON-DIS
<b>RESTORE:</b>					
Pot 3 (Gulf Consortium)	286,000,000	?	?	?	?

- It is Monroe County’s position that the Consortium’s SEP planning approach should be based on several key principles:
  - What happens in all of Florida’s Gulf Coast counties has an impact on a healthy Gulf of Mexico. The non-disproportionately impacted counties have very vital impacts on the ecology and economy of the Gulf of Mexico. All of Florida’s Gulf of Mexico coastal counties must be part of the solution for restoration and protection of the Gulf waters.
  - All Gulf counties face the responsibility and obligation to be responsible stewards of the Gulf’s waters. Many of us face significant federal and state mandates and regulations for restoring and protecting the quality of our nearshore waters in the interests of protecting the Gulf.
  - The distributions and availability of funding in all Pots should be considered a factor in distributing Pot 3 funds.
  - Funds should be distributed on a county basis to assure that all counties’ contribution to recovery and protection of the Gulf waters is considered.
  - Nothing should prevent counties from working together on a “joint” watershed-based project if they chose to do so.
  - Pot 3 funds are a small part of the overall funding available for restoration; but considering this is the only Pot with flexibility in its distribution, it should be used to the greatest extent possible to balance the scales so that all Gulf counties can contribute to the overall recovery of the Gulf of Mexico.
- Therefore, Monroe County proposes the following methodology for Pot 3 distribution:
  - First, apply the same 75-25% distribution ratio used for Florida’s Direct Component/Pot 1, but reverse it for Pot 3, so that the non-disproportionately impacted counties receive 75% and the disproportionately-impacted counties receive 25%.**

Here’s what the overall funding looks like when we add in Pot 3 with a 75-25% split in favor of the 15 non-disproportionately impacted counties. The split barely moves the needle for the disproportionately-impacted in terms of the overall levels of funding. (The difference between the 75% and the 25% shares of Pot 3 is \$143M.)

SOURCE	Est'd TOTAL TO FLORIDA	TOTAL EXPENDED OR ALLOCATED TO DATE / TOTAL TO DISP	% TO DISP	Est'd DOLLAR AMT TO DISP	Est'd DOLLAR AMT TO NON-DISP	% TO NON-DISP
<b>Economic Damages:</b>	2,000,000,000		75%	1,500,000,000	0	0%
<b>Natural Resource Damages:</b>	680,000,000	114M/105M	92%	625,000,000	0	0%
<b>NFWF:</b>	356,000,000	54M/43M	78%	278,000,000	0	0%
<b>RESTORE:</b>						
Pot 1 (Local Pot)	364,000,000		75%	273,000,000	91,000,000	25%
Pot 2 (Council Pot)	260,000,000	30M/26M	85%	220,000,000	40,000,000	15%
Pot 3 (Consortium Pot)	286,000,000		25%	71,500,000	214,500,000	75%
<b>TOTAL</b>	<b>3,946,000,000</b>		<b>75%</b>	<b>2,967,500,000</b>	<b>345,500,000</b>	<b>8.7%</b>

- **Second, apply the same weighted formulas used for each county in Florida’s Direct Component/Pot 1.**

This methodology results in significant allocations for the Non-Disproportionately Impacted Counties (the only they will see in any available pot), enabling them to do meaningful projects with the funds.

<b>POT 3 Funding Allocation Distribution Formula Proposed by Monroe County</b>					
<b>Estimated Pot 3 Amount: \$286,000,000</b>					
		<b>75%</b>			<b>25%</b>
		<b>214,500,000</b>			<b>71,500,000</b>
<b>Non-Disproportionately Impacted Counties</b>	<b>Estimated Allocation Amount (used in Pot 1)</b>		<b>Disproportionately Impacted Counties</b>	<b>Estimated Allocation Amount (used in Pot 1)</b>	
Charlotte	5.162%	\$11,072,490	Bay	15.1014530%	\$10,797,538
Citrus	4.692%	\$10,064,340	Escambia	25.3347600%	\$18,114,353
Collier	7.019%	\$15,055,755	Franklin	8.44125323%	\$6,035,496
Dixie	3.484%	\$7,473,180	Gulf	6.74320229%	\$4,821,389
Hernando	4.982%	\$10,686,390	Okaloosa	15.2264567%	\$10,886,916
Hillsborough	13.339%	\$28,612,155	Santa Rosa	10.4973149%	\$7,505,580
Jefferson	3.834 %	\$8,223,930	Wakulla	4.94314829%	\$3,534,351
Lee	8.776%	\$18,824,520	Walton	13.7124113%	\$9,804,374
Levy	3.894%	\$8,352,630			
Manatee	6.809%	\$14,605,305	<b>Total</b>	<b>100%</b>	<b>\$71,500,000</b>
Monroe	8.297%	\$17,797,065			
Pasco	7.079%	\$15,184,455			
Pinellas	11.002%	\$23,599,290			
Sarasota	7.248%	\$15,546,960			
Taylor	4.383%	\$9,401,535			
<b>Total</b>	<b>100%</b>	<b>\$214,500,000</b>			

<sup>i</sup> The balance of the 25% goes to rest of State, not to the 15 non-disproportionately-impacted counties.

<sup>ii</sup> Figure used here combines Early Restoration and regular NRDA, and applies the percentage distribution of spent NRDA funding to date to the future distribution of as yet unexpended NRDA monies. (\$114M has been expended, with \$105M, or 92% to Disproportionately Impacted). NRDA criteria require actual damages, so it is unlikely that future NRDA monies will be distributed to areas outside of the Disproportionately Impacted Counties. For more detail, refer to Attachment 2.

<sup>iii</sup> Figure used here applies the percentage distribution of NFWF funding to date to the future distribution of as yet unexpended NFWF monies (\$54M in projects expended, with \$43M, or 78% to Panhandle Counties and 22% to Gulf-wide water projects.) NFWF criteria strongly relate to damages, so again, there is a low likelihood that significant future NFWF monies will be distributed outside of the Disproportionately Impacted Counties. For more detail, refer to Attachment 2.

<sup>iv</sup> Figure used here applies the percentage distribution of Council funding as represented in the Council’s recently released Funded Priorities List (FPL). The FPL identified only 5 watershed areas in Florida for funded and considered projects; 4 of these are in northern Florida: three in Panhandle, 1 in the bend area immediately adjacent to the Panhandle, and 1 in central Florida. The FPL includes \$30M in funded projects to Florida, \$26M or 85% is going to Disproportionately Impacted Counties and \$4M or 15% to Non-Disproportionately Impacted Counties. For more detail, refer to Attachment 2.

<sup>v</sup> In trying to approximate how much funding Florida might expect to receive from the Council Allocation pot, we calculated the percentage of Florida’s share of projects in the recently released Council’s FPL relative to other states to be 16.7%. We then applied this percentage to the total Council Allocation pot to arrive at an approximate Florida’s total share of Pot 2. (16.7% of \$1.56B = 260,000,000).

<sup>vi</sup> Total Distribution percentages to Disp and non-Disp do not add up to 100% because there are projects funded or funds allocated to parties or in areas other than the either the Disp or Non-Dispr counties. (For example, \$1.5B of the economic damages go to Disp, but the remaining \$500M of the economic damages funds go to the State of Florida; several projects funded with NRDA and NFWF are out in Gulf waters and not in any counties).

<sup>vii</sup> This estimate is based on the projected percentage of 18.3% used by the Environmental Law Institute and the Ocean Conservancy for this pot. We will not have a final amount until the Council finalizes the formula, but it’s reasonable to assume this as an approximate amount for discussion purpose.

**Memo Attachment 1: Pot 3 GEOGRAPHIC DISTRIBUTION SCENARIOS**

Total Spill Impact Component Florida Allocation (Pot 3) [18.333333% of Transocean (\$44 Million to Florida) and BP Settlement (\$242 Million to Florida) Funds as reported by ELI and Ocean Conservancy]		Scenario 1	Scenario 2	Scenario 3	Scenario 4	Scenario 5	Scenario 6	
		100-0% Split 100% of Pot to 15 Non-Disproportionately impacted Counties; 0% of Pot to 8 Disproportionately impacted Counties (using Pot 1 county percentages)	75-25% Split 75% of Pot to 15 Non-Disproportionately impacted Counties; 25% of Pot to 8 Disproportionately impacted Counties (using Pot 1 county percentages)	"Even Steven" All Counties receive equal amounts of entire Pot. (No pot split among Non-Disp and Disp Counties; No county percentages applied.)	50-50% Split 50% of Pot to 15 Non-Disproportionately impacted Counties; 50% of Pot to 8 Disproportionately impacted Counties (using Pot 1 county percentages)	25-75% Split 25% of Pot to 15 Non-Disproportionately impacted Counties; 75% of Pot to 8 Disproportionately impacted Counties (using Pot 1 county percentages)	0-100% Split 0% of Pot to 15 Non-Disproportionately impacted Counties; 100% of Pot to 8 Disproportionately impacted Counties (using Pot 1 county percentages)	
<b>\$286,000,000</b>								
<b>Disproportionately Impacted</b>	<b>0.75</b>	<b>\$0</b>	<b>\$71,500,000</b>	<b>\$99,478,261</b>	<b>\$143,000,000</b>	<b>\$214,500,000</b>	<b>\$286,000,000</b>	
Bay	15.10145304	0.15101453	\$0.00	\$10,797,539	\$12,434,783	\$21,595,078	\$32,392,617	\$43,190,156
Escambia	25.33476004	0.2533476	\$0.00	\$18,114,353	\$12,434,783	\$36,228,707	\$54,343,060	\$72,457,414
Franklin	8.441253238	0.084412532	\$0.00	\$6,035,496	\$12,434,783	\$12,070,992	\$18,106,488	\$24,141,984
Gulf	6.743202296	0.067432023	\$0.00	\$4,821,390	\$12,434,783	\$9,642,779	\$14,464,169	\$19,285,559
Okaloosa	15.22645679	0.152264568	\$0.00	\$10,886,917	\$12,434,783	\$21,773,833	\$32,660,750	\$43,547,666
Santa Rosa	10.49731492	0.104973149	\$0.00	\$7,505,580	\$12,434,783	\$15,011,160	\$22,516,741	\$30,022,321
Wakulla	4.943148294	0.049431483	\$0.00	\$3,534,351	\$12,434,783	\$7,068,702	\$10,603,053	\$14,137,404
Walton	13.71241137	0.137124114	\$0.00	\$9,804,374	\$12,434,783	\$19,608,748	\$29,413,122	\$39,217,497
<b>Nondisproportionately Impacted</b>	<b>0.25</b>	<b>\$286,000,000</b>	<b>\$214,500,000</b>	<b>\$186,521,739</b>	<b>\$143,000,000</b>	<b>\$71,500,000</b>	<b>\$0</b>	
Charlotte	5.162	0.05162	\$14,763,320	\$11,072,490	\$12,434,783	\$7,381,660	\$3,690,830	\$0
Citrus	4.692	0.04692	\$13,419,120	\$10,064,340	\$12,434,783	\$6,709,560	\$3,354,780	\$0
Collier	7.019	0.07019	\$20,074,340	\$15,055,755	\$12,434,783	\$10,037,170	\$5,018,585	\$0
Dixie	3.484	0.03484	\$9,964,240	\$7,473,180	\$12,434,783	\$4,982,120	\$2,491,060	\$0
Hernando	4.982	0.04982	\$14,248,520	\$10,686,390	\$12,434,783	\$7,124,260	\$3,562,130	\$0
Hillsborough	13.339	0.13339	\$38,149,540	\$28,612,155	\$12,434,783	\$19,074,770	\$9,537,385	\$0
Jefferson	3.834	0.03834	\$10,965,240	\$8,223,930	\$12,434,783	\$5,482,620	\$2,741,310	\$0
Lee	8.776	0.08776	\$25,099,360	\$18,824,520	\$12,434,783	\$12,549,680	\$6,274,840	\$0
Levy	3.894	0.03894	\$11,136,840	\$8,352,630	\$12,434,783	\$5,568,420	\$2,784,210	\$0
Manatee	6.809	0.06809	\$19,473,740	\$14,605,305	\$12,434,783	\$9,736,870	\$4,868,435	\$0
Monroe	8.297	0.08297	\$23,729,420	\$17,797,065	\$12,434,783	\$11,864,710	\$5,932,355	\$0
Pasco	7.079	0.07079	\$20,245,940	\$15,184,455	\$12,434,783	\$10,122,970	\$5,061,485	\$0
Pinellas	11.002	0.11002	\$31,465,720	\$23,599,290	\$12,434,783	\$15,732,860	\$7,866,430	\$0
Sarasota	7.248	0.07248	\$20,729,280	\$15,546,960	\$12,434,783	\$10,364,640	\$5,182,320	\$0
Taylor	4.383	0.04383	\$12,535,380	\$9,401,535	\$12,434,783	\$6,267,690	\$3,133,845	\$0

**Memo Attachment 2: Deepwater Horizon Oil Spill Fund Distributions**

Fund Recipient	NRDA Early Restoration <sup>1</sup>		Regular NRDA	National Fish and Wildlife Foundation (NFWF)		RESTORE <sup>2</sup>				Triumph Gulf Coast, Inc.			
						Direct Component (Pot 1)	Council-Selected Component (Pot 2) <sup>3</sup>	Spill Impact Component (Pot 3) <sup>4</sup>					
	\$1 Billion total <b>\$100 Million to Florida</b>		\$7.1 Billion total <b>\$680 Million to Florida (including early restoration funds)<sup>5</sup></b> • Phase I: \$5.7 Million • Phase II: \$3.7 Million • Phase III: \$105.5 Million Phase IV: \$136,700  Approximate Remaining Balance: \$565 Million	\$2.54 Billion total <b>\$356 Million to Florida over next 5 years</b>  <u>Projects to Florida to Date:</u> • 2013 – 6 projects; \$15,731,200 • 2014 – 9 projects; \$34,322,300 • 2015 – 1 project; \$4,514,048		<b>Transocean Settlement:</b> \$280 Million total <b>\$56 Million to Florida</b> • 75% (\$42 Million) to 8 Disproportionately Impacted Counties • 25% (\$14 Million) to 15 Non-disproportionately Impacted Counties  <b>BP Settlement:</b> \$1.54 Billion total <b>\$308 Million to Florida</b> • 75% (\$231 Million) to 8 Disproportionately Impacted Counties • 25% (\$77 Million) to 15 Non-disproportionately Impacted Counties		<b>Transocean Settlement:</b> \$240 Million total <b>\$66 Million to Florida</b>  <b>BP Settlement:</b> \$1.32 Billion total <b>Exact total distribution to Florida yet to be determined</b>  <b>Based on recent FPL, Florida's projects amounted to 16.7% of Council's total project list. 16.7% of an estimated 1.56 B pot is approx. \$260,000,000.</b>		<b>Transocean Settlement:</b> \$240 Million total <b>\$44 Million to Florida</b>  <b>BP Settlement:</b> \$1.32 Billion total <b>\$242 Million to Florida</b>  <b>Total approximate amount for this pot to Florida is \$286,000,000.</b>		<b>Global Settlement:</b> <b>4.9 Billion total \$2 Billion to Florida</b> • 75% (\$1.5 Billion) to 8 Disproportionately Impacted Counties • 25% (\$500 Million) to 15 Non-disproportionately Impacted Counties	
<b>Bay</b>	Phase III Projects <sup>6</sup>	\$5,177,161	Additional Projects Yet to be Determined	Total Projects <sup>7</sup>	\$1,973,500	\$6,342,610.28	\$34,884,356.53	None	\$0	Projects to be determined	Projects to be determined		
<b>Escambia</b>	Phase I Projects <sup>8</sup>	\$5,711,742		Total Projects <sup>9</sup>	\$13,132,300	\$10,640,599.22	\$58,523,295.70	Total Projects <sup>10</sup>	\$8,119,000				
	Phase III Projects <sup>11</sup>	\$44,164,362		Total Projects <sup>13</sup>	\$4,189,400	\$3,545,326.36	\$19,499,294.98	Total Projects <sup>14</sup>	\$11,680,000				
<b>Franklin</b>	Phase III Projects <sup>12</sup>	\$2,210,924		None	\$0	\$2,832,144.96	\$15,576,797.30	Total Projects <sup>16</sup>	\$1,240,379				
<b>Gulf</b>	Phase III Projects <sup>15</sup>	\$2,925,572		Total Projects <sup>18</sup>	\$7,816,600	\$6,395,111.85	\$35,173,115.19	None	\$0				
<b>Okaloosa</b>	Phase III Projects <sup>17</sup>	\$14,871,677		Total Projects <sup>20</sup>	\$3,217,800	\$4,408,872.27	\$24,248,797.46	None	\$0				
	Phase IV Projects <sup>21</sup>	\$136,700		None	\$0	\$2,076,122.28	\$11,418,672.56	None	\$0				
<b>Wakulla</b>	Phase III Projects <sup>22</sup>	\$2,432,756		Total Projects <sup>24</sup>	\$3,045,400	\$5,759,212.78	\$31,675,670.27	None	\$0				
<b>Walton</b>	Phase III Projects <sup>23</sup>	\$1,182,641		None	\$0			None	\$0				
<b>FL Regional Projects</b>	Phase III Projects <sup>25</sup>	\$22,416,300		Total Projects <sup>26</sup>	\$9,218,348			Total Projects <sup>27</sup>	\$5,103,856				
<b>Multiple Panhandle Counties</b>	None	\$0		Total Projects <sup>29</sup>	\$11,967,700			Total Projects <sup>30</sup>	\$21,219,380				
<b>Gulf Wide</b>	Phase II Projects <sup>28</sup>	\$8,979,283											
<b>TOTAL</b>	<b>\$114,931,629</b>				<b>\$54,561,048</b>		<b>\$364,000,000</b>		<b>\$183,168,245</b>				<b>2,000,000,000</b>
<b>Total to Panhandle Counties</b>	<b>\$105,952,346</b> (92.1% to Panhandle, 7.9% to Gulf Wide projects)			<b>\$42,593,348</b> (78 % to Panhandle, 22% to Gulf Wide projects)		<b>\$273,000,000</b> ((75 % to 8 Disproportionately impacted counties, 25% to non-disproportionately impacted counties)		<b>Total of \$30,619,581 to Florida \$26,144,035 to Panhandle Counties</b> (16.27% of total funds to Florida, 85% of that to Panhandle Counties)			<b>Total of \$2,000,000,000 to Florida \$1,500,000,000 to Panhandle Counties</b> (75% of total funds to Florida)		

---

<sup>1</sup> Florida Department of Environmental Protection, NRDA Projects Website, available at <http://www.dep.state.fl.us/deepwaterhorizon/projects.htm>.

<sup>2</sup> See Gulf Coast Restoration Trust Fund Settlement Supplemental Table

<sup>3</sup> Gulf Coast Ecosystem Restoration Council, Draft Funded Priorities List, [https://restorethegulf.gov/sites/default/files/Draft\\_Initial\\_FPL\\_0.pdf#overlay-context=our-work/draft-initial-funded-priorities-list-draft-fpl](https://restorethegulf.gov/sites/default/files/Draft_Initial_FPL_0.pdf#overlay-context=our-work/draft-initial-funded-priorities-list-draft-fpl).

<sup>4</sup> See Environmental Law Institute (<http://eli-ocean.org/gulf/agreement/>) and Ocean Conservancy's Analysis of the Agreement in Principle (Agreement) with BP (<http://www.oceanconservancy.org/places/gulf-of-mexico/bp-settlement-fact-sheet.pdf>)

<sup>5</sup> Ocean Conservancy's Analysis of the Agreement in Principle (Agreement) with BP

<sup>6</sup> Florida Department of Environmental Protection, Bay County Fact Sheet, available at: [https://www.dep.state.fl.us/deepwaterhorizon/files2/projects/projects/bay\\_county\\_fs.pdf](https://www.dep.state.fl.us/deepwaterhorizon/files2/projects/projects/bay_county_fs.pdf). Includes the following projects:

- Panama City Marina Fishing Pier, Boat Ramp, and Staging Docks: \$2,000,000
- Strategically Provided Boat Access along Florida's Gulf Coast: City of Parker, Earl Gilbert Dock and Boat Ramp Improvements: \$169,929
- Strategically Provided Boat Access Along Florida's Gulf Coast: Panama City St. Andrews Marina Docking Facility Expansions: \$250,029
- Strategically Provided Boat Access along Florida's Gulf Coast: City of Mexico Beach Marina: \$1,763,554
- City of Parker – Oakshore Drive Pier: \$993,649

<sup>7</sup> Florida Department of Environmental Protection, About NFWF Website, available at [http://www.dep.state.fl.us/deepwaterhorizon/nfwf\\_projects.htm](http://www.dep.state.fl.us/deepwaterhorizon/nfwf_projects.htm). Includes the following projects:

- Oyster Reef Habitat Restoration in the Saint Andrew Bay (2014)

<sup>8</sup> Escambia County, What Is NRDA Fact Sheet, available at: <http://myescambia.com/sites/myescambia.com/files/What%20is%20NRDA.pdf>. Includes the following projects:

- Florida Boat Ramp Enhancement and Construction Project: \$5,067,255
- Florida (Pensacola Beach) Dune Restoration: \$644,487

<sup>9</sup> Escambia County, What is NFWF Fact Sheet, available <http://myescambia.com/sites/myescambia.com/files/What%20is%20NFWF.pdf>. Includes the following projects:

- Government Street Regional Stormwater Pond at Corrine Jones Park (2013): \$2.1 Million
- Bayou Chico Sediment and Nutrient Load Reduction Project (2014): \$11,032,300

<sup>10</sup> Gulf Coast Ecosystem Restoration Council, Draft Funded Priorities List, [https://restorethegulf.gov/sites/default/files/Draft\\_Initial\\_FPL\\_0.pdf#overlay-context=our-work/draft-initial-funded-priorities-list-draft-fpl](https://restorethegulf.gov/sites/default/files/Draft_Initial_FPL_0.pdf#overlay-context=our-work/draft-initial-funded-priorities-list-draft-fpl). Includes the following projects:

- Pensacola Bay Living Shoreline - Phase I: \$231,314
- Beach Haven - Joint Stormwater & Wastewater Improvement Project - Phase II: \$ 5,967,000
- Bayou Chico Contaminated Sediment Removal- Planning, Design, and Permitting: \$356,850
- Pensacola Bay Living Shoreline - Phase I: \$1,564,636

<sup>11</sup> Escambia County, What Is NRDA Fact Sheet, available at: <http://myescambia.com/sites/myescambia.com/files/What%20is%20NRDA.pdf>. Includes the following projects:

- Perdido Key Dune Restoration: \$611,234
- Perdido Key State Park Beach Boardwalk Improvements: \$588,500
- Florida Gulf Coast Marine Fisheries Hatchery/ Enhancement Center: \$18,793,500
- Bob Sikes Pier, Parking, and Trail Restoration: \$1,023,990
- Big Lagoon State Park Boat Ramp Improvement: \$1,483,020
- Pensacola Bay Living Shoreline: \$10,828,063
- Gulf Islands National Seashore Beach Enhancement: \$10,836,055

<sup>12</sup> Florida Department of Environmental Protection, NRDA Projects Website, Franklin County Fact Sheet, available at [http://www.dep.state.fl.us/deepwaterhorizon/files2/projects/projects/franklin\\_county\\_fs.pdf](http://www.dep.state.fl.us/deepwaterhorizon/files2/projects/projects/franklin_county_fs.pdf). Includes the following projects:

- Enhancement of Franklin County Parks and Boat Ramps: \$1,477,135
- Bald Point State Park Recreation Areas: \$470,800
- Apalachicola River Wildlife and Environmental Area Fishing and Wildlife Viewing Access Improvements, Cash Bayou and Sand Beach: \$262,989

<sup>13</sup> Florida Department of Environmental Protection, About NFWF Website, available at [http://www.dep.state.fl.us/deepwaterhorizon/nfwf\\_projects.htm](http://www.dep.state.fl.us/deepwaterhorizon/nfwf_projects.htm). Includes the following projects:

- Apalachicola Bay Oyster Restoration (2013): \$4,189,400

<sup>14</sup> Gulf Coast Ecosystem Restoration Council, Draft Funded Priorities List, [https://restorethegulf.gov/sites/default/files/Draft\\_Initial\\_FPL\\_0.pdf#overlay-context=our-work/draft-initial-funded-priorities-list-draft-fpl](https://restorethegulf.gov/sites/default/files/Draft_Initial_FPL_0.pdf#overlay-context=our-work/draft-initial-funded-priorities-list-draft-fpl). Includes the following projects:

- Tate's Hell Strategy 1: \$2,950,000
- Apalachicola Bay Oyster Restoration: \$702,000
- Tate's Hell Strategy 1: \$4,050,000
- Apalachicola Bay Oyster Restoration: \$3,978,000

<sup>15</sup> Florida Department of Environmental Protection, NRDA Projects Website, Gulf County Fact Sheet, available at [http://www.dep.state.fl.us/deepwaterhorizon/files2/projects/projects/gulf\\_county\\_fs.pdf](http://www.dep.state.fl.us/deepwaterhorizon/files2/projects/projects/gulf_county_fs.pdf). Includes the following projects:

- Gulf County Recreation Project: Highland View Boat Ramp: \$176,550
- Gulf County Recreation Project: Improvements at Beacon Hill Veterans' Memorial Park Improvements: \$588,500
- Gulf County Recreation Project: Windmark Beach Fishing Pier Improvements: \$1,353,550
- Strategically Provided Boat Access along Florida's Gulf Coast: City of Port St. Joe, Frank Pate Boat Ramp Improvements: \$806,972

<sup>16</sup> Gulf Coast Ecosystem Restoration Council, Draft Funded Priorities List, [https://restorethegulf.gov/sites/default/files/Draft\\_Initial\\_FPL\\_0.pdf#overlay-context=our-work/draft-initial-funded-priorities-list-draft-fpl](https://restorethegulf.gov/sites/default/files/Draft_Initial_FPL_0.pdf#overlay-context=our-work/draft-initial-funded-priorities-list-draft-fpl). Includes the following projects:

- Money Bayou Wetlands Restoration: \$387,726
- Money Bayou Wetlands Restoration: \$852,653

- 
- <sup>17</sup> Florida Department of Environmental Protection, NRDA Projects Website, Okaloosa County Fact Sheet, available at: [http://www.dep.state.fl.us/deepwaterhorizon/files2/projects/projects/okaloosa\\_county\\_fs.pdf](http://www.dep.state.fl.us/deepwaterhorizon/files2/projects/projects/okaloosa_county_fs.pdf). Includes the following projects:
- Norriego Point Restoration and Recreation: \$10,228,130
  - Northwest Florida Estuarine Habitat Restoration, Protection, and Education (Fort Walton Beach): \$4,643,547
- <sup>18</sup> Environmental Law Institute, Gulf of Mexico Restoration Projects Database, Available at: <http://eli-ocean.org/gulf/restoration-projects-database/>. Includes the following projects:
- Boggy Bayou Watershed Water Quality Improvement Project (2014): \$4,223,000
  - Destin Harbor, Joe's Bayou, and Indian Bayou Water Quality Improvement (2014): \$3,593,600
- <sup>19</sup> Florida Department of Environmental Protection, NRDA Projects Website, Santa Rosa County Fact Sheet, available at [http://www.dep.state.fl.us/deepwaterhorizon/files2/projects/projects/santa\\_rosa\\_fs.pdf](http://www.dep.state.fl.us/deepwaterhorizon/files2/projects/projects/santa_rosa_fs.pdf). Includes the following projects:
- Florida Navarre Beach Park Coastal Access and Dune Restoration: \$614,630
  - Navarre Beach Park Gulfside Walkover Complex: \$1,221,847
  - Gulf Breeze Wayside Park Boat Ramp: \$309,669
  - Developing Enhanced Recreational Opportunities on the Escribano Point Portion of the Yellow River Wildlife Management Area: \$2,576,365
- <sup>20</sup> Environmental Law Institute, Gulf of Mexico Restoration Projects Database, Available at: <http://eli-ocean.org/gulf/restoration-projects-database/>. Includes the following projects:
- Management and Restoration of Escribano Point Coastal Habitat – Phase I (2013): 1,731,000
  - Restoration and Management of Escribano Point Coastal Habitat – Phase II (2014): \$1,486,800
- <sup>21</sup> National Oceanic & Atmospheric Administration, Seagrass Recovery at Gulf Islands National Seashore Fact Sheet, available at: <http://www.gulfspillrestoration.noaa.gov/wp-content/uploads/SeagrassFactsheet.pdf>. Includes the following projects:
- Seagrass Recovery at Gulf Islands National Seashore: 4136,700
- <sup>22</sup> Florida Department of Environmental Protection, NRDA Projects Website, Wakulla County Fact Sheet, available at: [http://www.dep.state.fl.us/deepwaterhorizon/files2/projects/projects/wakulla\\_county\\_fs.pdf](http://www.dep.state.fl.us/deepwaterhorizon/files2/projects/projects/wakulla_county_fs.pdf). Includes the following projects:
- Shell Point Beach Nourishment: \$882,750
  - Wakulla Mashas Sands Park Improvements: \$1,500,000
  - Strategically Provided Boat Access along Florida's Gulf Coast: City of St. Marks Boat Ramp Improvements: \$50,006
- <sup>23</sup> Florida Department of Environmental Protection, NRDA Projects Website, Walton County Fact Sheet, available at: [http://www.dep.state.fl.us/deepwaterhorizon/files2/projects/projects/walton\\_county\\_fs.pdf](http://www.dep.state.fl.us/deepwaterhorizon/files2/projects/projects/walton_county_fs.pdf). Includes the following projects:
- Deer Lake State Park Development: \$588,500
  - Walton County Boardwalks and Dune Crossovers Improvements: \$386,291
  - Strategically Provided Boat Access along Florida's Gulf Coast: Walton County, Lafayette Creek Boat Dock Improvements: \$207,850
- <sup>24</sup> Environmental Law Institute, Gulf of Mexico Restoration Projects Database, Available at: <http://eli-ocean.org/gulf/restoration-projects-database/>. Includes the following projects:
- Restoration of Florida's Coastal Dune Lakes (2014): \$3,045,400
- <sup>25</sup> Florida Department of Environmental Protection, NRDA Projects Website, Florida Regional Projects Fact Sheet, available at: [http://www.dep.state.fl.us/deepwaterhorizon/files2/projects/projects/fl\\_regional\\_projects.pdf](http://www.dep.state.fl.us/deepwaterhorizon/files2/projects/projects/fl_regional_projects.pdf). Includes the following projects:
- Florida Oyster Cultch Placement: \$5,370,596
  - Florida Seagrass Recovery: \$2,691,867
  - Florida Artificial Reef Creation and Restoration: \$11,463,587
  - Scallop Enhancement for Increased Recreational Fishing Opportunity in the Florida Panhandle: \$2,890,250
- <sup>26</sup> Environmental Law Institute, Gulf of Mexico Restoration Projects Database, Available at: <http://eli-ocean.org/gulf/restoration-projects-database/>. Includes the following projects:
- Eliminating Light Pollution on Sea Turtle Nesting Beaches (2013): \$1,499,300
  - Comprehensive Panhandle Coastal Bird Conservation (2013): \$3,205,000
- <sup>27</sup> Gulf Coast Ecosystem Restoration Council, Draft Funded Priorities List, [https://restorethegulf.gov/sites/default/files/Draft\\_Initial\\_FPL\\_0.pdf#overlay-context=our-work/draft-initial-funded-priorities-list-draft-fpl](https://restorethegulf.gov/sites/default/files/Draft_Initial_FPL_0.pdf#overlay-context=our-work/draft-initial-funded-priorities-list-draft-fpl). Includes the following projects:
- Apalachicola Watershed Agriculture Water Quality Improvement: \$2,219,856
  - Suwannee River Partnership Irrigation Water Enhancement Program: \$2,884,000
- <sup>28</sup> Deepwater Horizon Natural Resource Trustees, Deepwater Horizon Oil Spill Phase II Early Restoration Plan and Environmental Review, available at: <http://www.gulfspillrestoration.noaa.gov/wp-content/uploads/Phase-II-ERP-ER-12-21-12.pdf>. Includes the following projects:
- Comprehensive Program for Enhanced Management of Avian Breeding Habitat Injured by Response in the Florida Panhandle, Alabama, and Mississippi (Ph. II): \$4,658,118
  - Improving Habitat Injured by Spill Response: Restoring the Night Sky (Ph. II): \$4,321,165
- <sup>29</sup> Environmental Law Institute, Gulf of Mexico Restoration Projects Database, Available at: <http://eli-ocean.org/gulf/restoration-projects-database/>. Includes the following projects:
- Enhanced Assessment for Recovery of Gulf of Mexico Fisheries – Phase I (2013): \$3,000,000
  - Benthic Habitat Mapping, Characterization and Assessment (2014): \$4,477,900
  - Florida Shorebird Conservation Initiative (2014): \$1,489,800
  - Enhanced Assessment for Recovery of Gulf of Mexico Fisheries – Phase II (2014): \$3,000,000
- <sup>30</sup> Gulf Coast Ecosystem Restoration Council, Draft Funded Priorities List, [https://restorethegulf.gov/sites/default/files/Draft\\_Initial\\_FPL\\_0.pdf#overlay-context=our-work/draft-initial-funded-priorities-list-draft-fpl](https://restorethegulf.gov/sites/default/files/Draft_Initial_FPL_0.pdf#overlay-context=our-work/draft-initial-funded-priorities-list-draft-fpl). Includes the following projects:
- Council Monitoring & Assessment Program Development: \$2,500,000
  - GOMA Coordination: \$375,000
  - Strategic Conservation Assessment Framework: \$1,879,380
  - Baseline Flow, Gage Analysis & On-Line Tool to Support Restoration: \$4,990,000
  - Gulf Coast Conservation Reserve Program: \$900,000
  - Gulf of Mexico Conservation Enhancement Grant Program: \$375,000
  - Gulf of Mexico Habitat Restoration via Conservation Corps Partnerships: \$8,000,000
  - Gulf of Mexico Estuary Program: \$2,200,000

Gulf Consortium Meeting  
 August 26, 2015, 9:00 - 10:00 a.m., Eastern Time  
 Hilton St. Petersburg Bayfront  
 Pinellas County, Florida



County	Director/Alternate/Appointee Name (Please Print)	Initials
Bay	Mike Thomas	MTM
Charlotte	Christopher Constance	CC
Citrus	Scott Adams	S.A.
Collier	Jan King	T.H.
Dixie		
Escambia	Paul Pella	GCR
Franklin	Paul G.	CCS
Gulf	Warren Lynn	WLY
Hernando	Warren Lynn	WLY
Hillsborough	Les Miller	LM
Jefferson	Ed Barwood	EB
Lee	John Mackin	JM
Levy	J.M. Miller	JM
Manatee	Carol Whitman	CD
Monroe	George R. Neugent	GRN
Okaloosa	Kelly Wilson	KW
Pasco	Lou Khan	LK
Pinellas	Susan Patvale	SP
Santa Rosa	Janey Lynn Lancelotti	JL
Sarasota	Charles Hiner	CH
Taylor	Jan Moody TAYLOR COUNTY	JM
Wakulla	Edith	ED
Walton	Jana Comander	JC
Ms Anderson	Pamela Anderson	PA
Mr Bos		
Mr Maldonado	Lino Maldonado	LM
Mr Merrill		
Mr Sole	Neil Wade	NW
Mr Wade	Neil Wade	NW

# Summary of Tentative Deepwater Horizon Oil Spill Settlement

Doug Robison, PWS  
Mike Langton, GPC









# Total BPXP Settlement

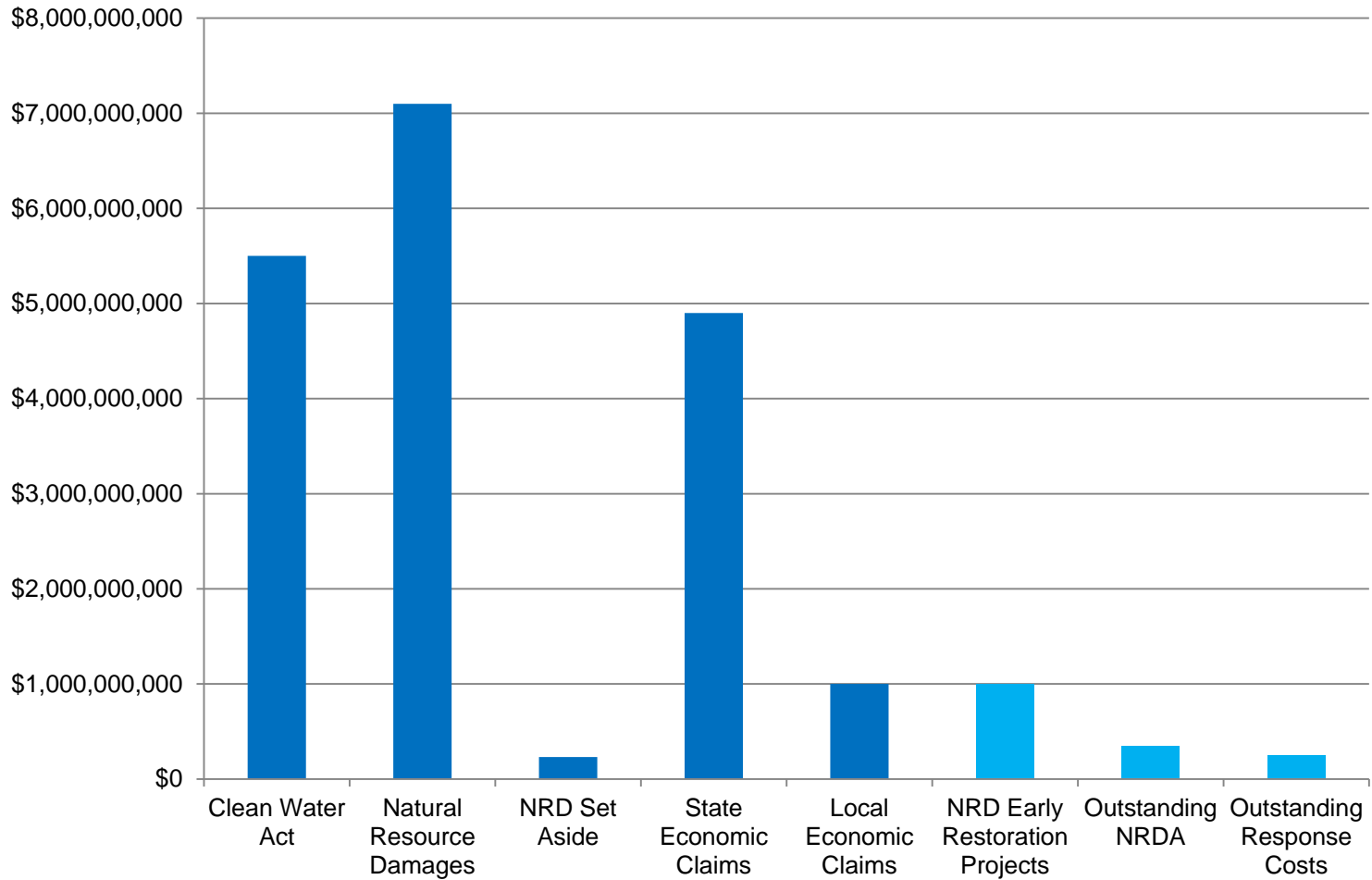
Component	Dollars
CWA Penalties (RESTORE Act) <sup>1</sup>	\$5,500,000,000
Natural Resource Damages <sup>1</sup>	\$7,100,000,000
NRD Set Aside for Future Impacts <sup>2</sup>	\$232,000,000
State Economic Claims <sup>3</sup>	\$4,900,000,000
Local Economic Claims	\$1,000,000,000
<b>Sub-Total</b>	<b>\$18,732,000,000</b>
NRD Early Restoration Projects	\$1,000,000,000
Outstanding NRDA	\$350,000,000
Outstanding Response Costs	\$250,000,000
<b>Total</b>	<b>\$20,332,000,000</b>

<sup>1</sup> Payable over 15 years

<sup>2</sup> Payable at the end of the 15 year payout period

<sup>3</sup> Payable over 18 years

# Total BPXP Settlement



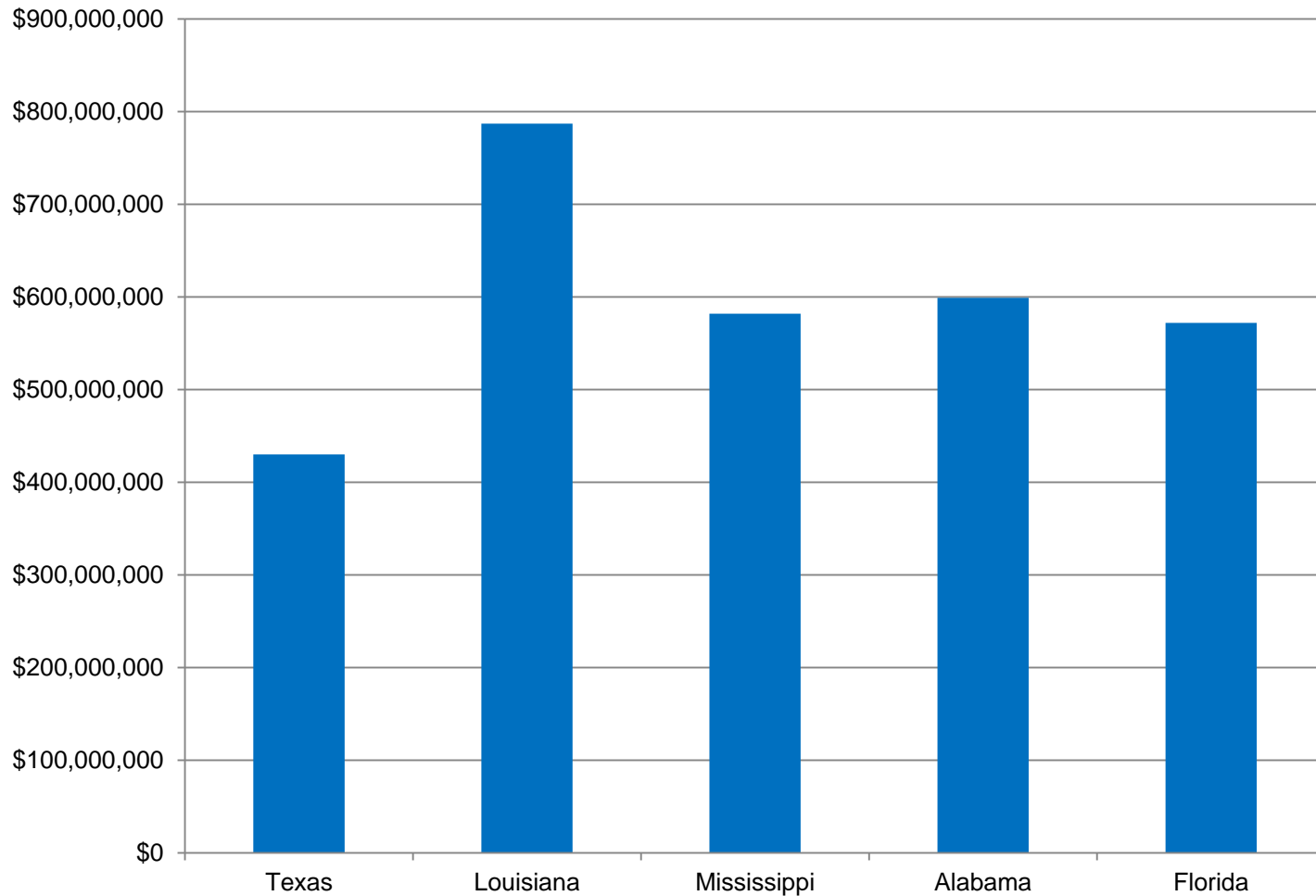


## RESTORE Act Funding by State\*

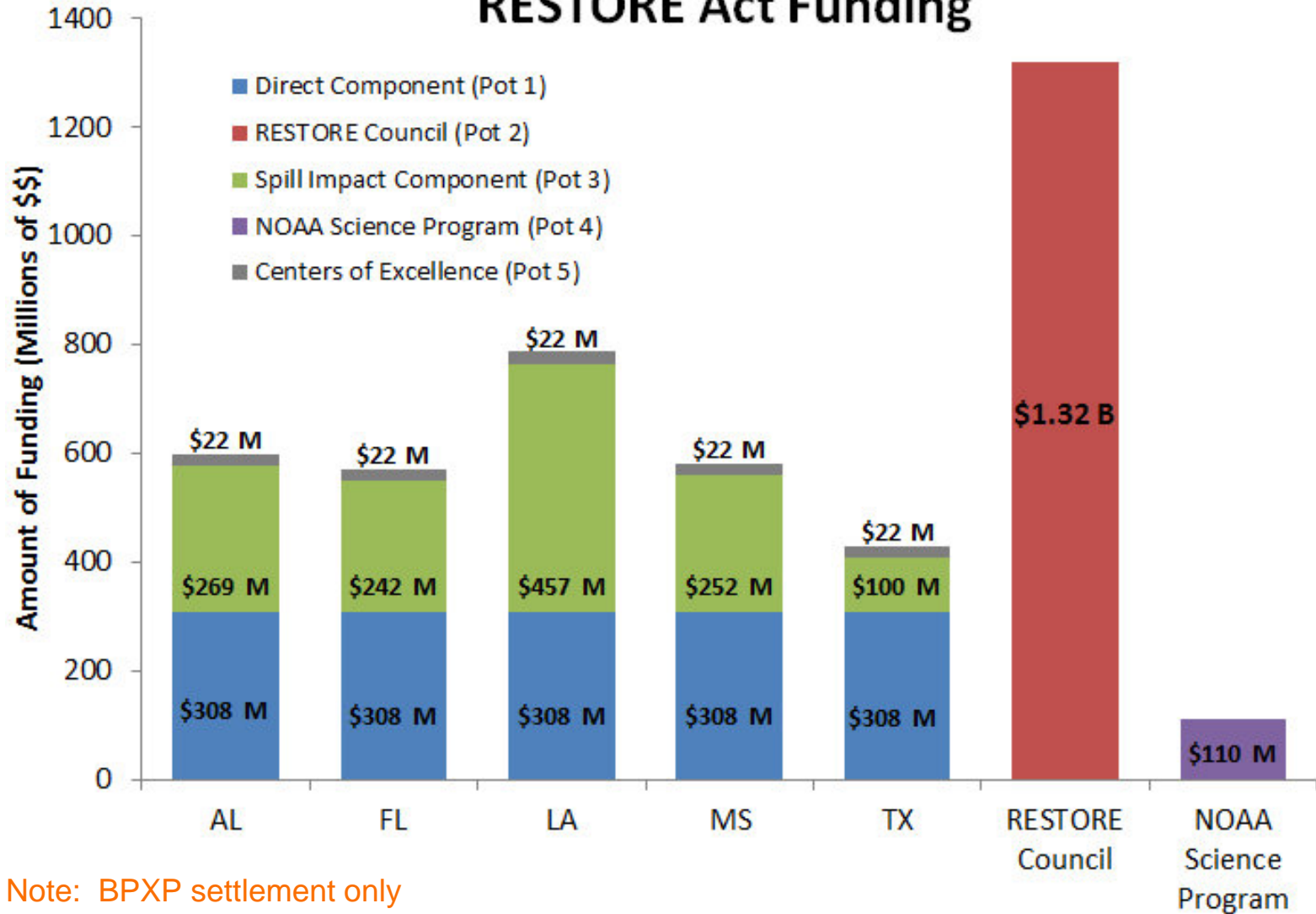
State	Dollars
Texas	\$430,000,000
Louisiana	\$787,000,000
Mississippi	\$582,000,000
Alabama	\$599,000,000
Florida	\$572,000,000
<b>Total</b>	<b>\$2,970,000,000</b>

\* Pots 1, 3 and 5 for BPXP settlement only

# RESTORE Act Funding by State



## RESTORE Act Funding



Note: BPXP settlement only

Source: Environmental Law Institute

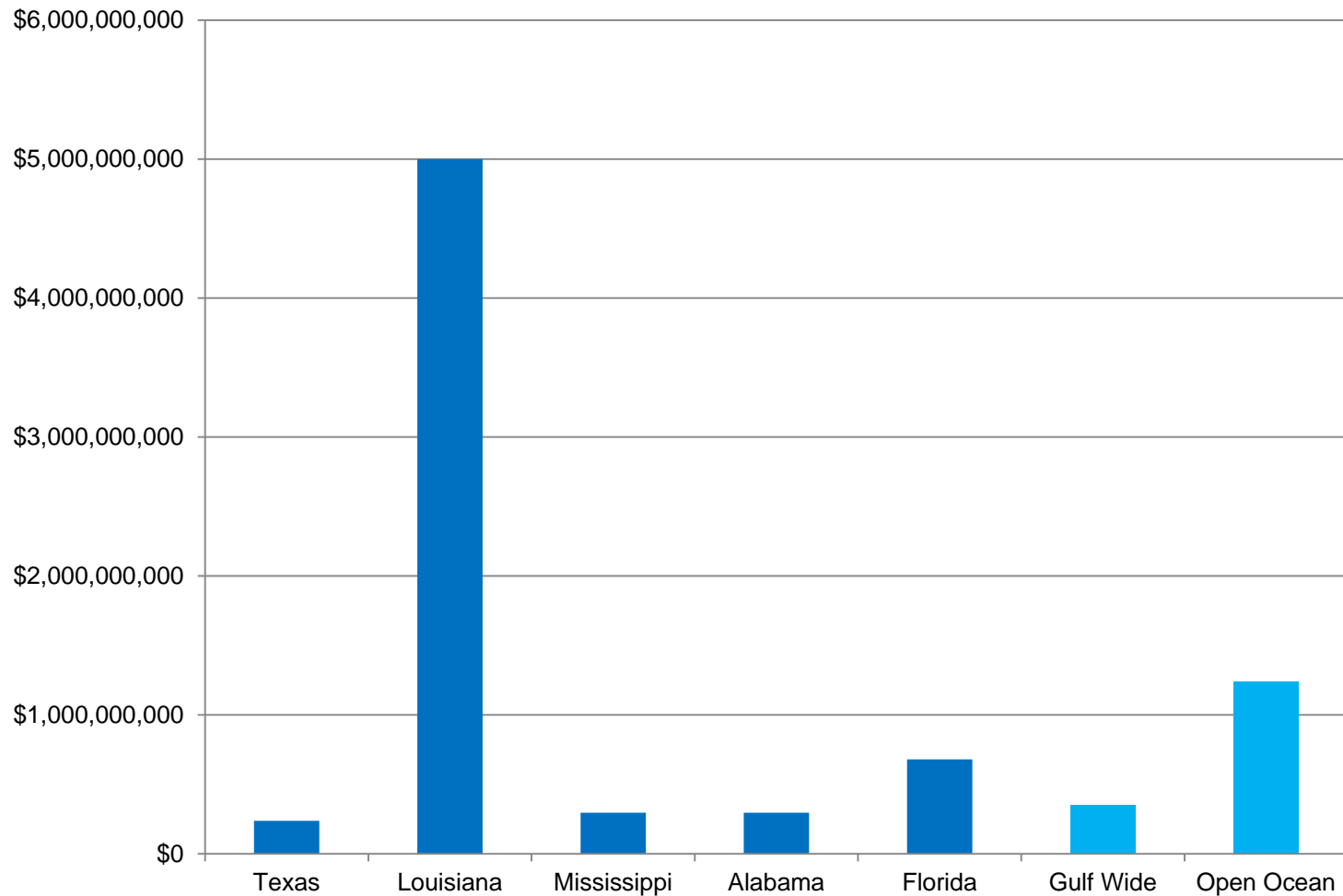


## NRD Funding by State

State	Dollars
Texas	\$238,000,000
Louisiana	\$5,000,000,000
Mississippi	\$296,000,000
Alabama	\$296,000,000
Florida	\$680,000,000
Gulf Wide	\$350,000,000
Open Ocean	\$1,240,000,000
<b>Total</b>	<b>\$8,100,000,000</b>

Note: Includes \$1 billion already paid for early restoration

# NRD Funding by State



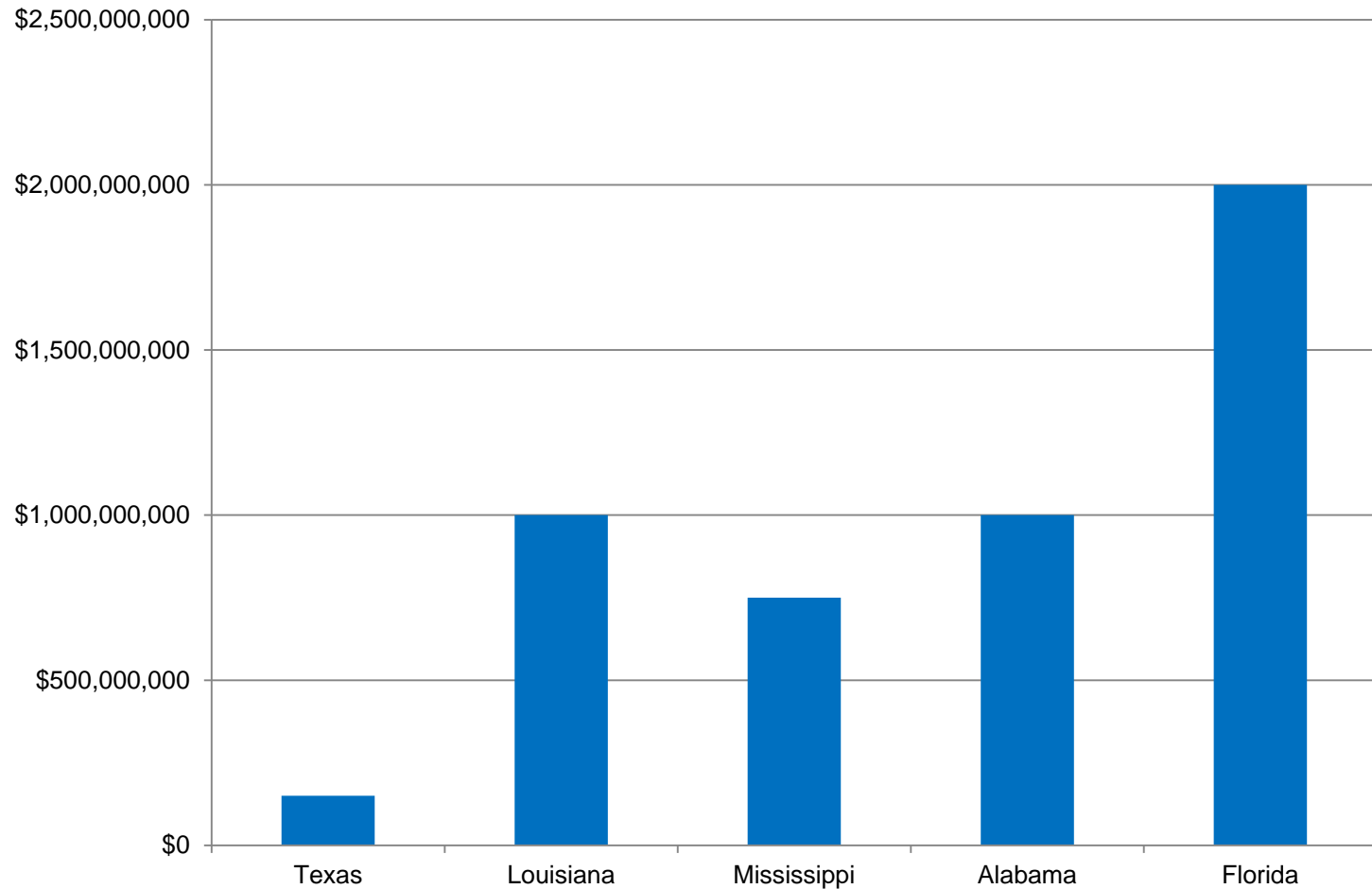




## Economic Settlements by State

State	Dollars
Texas	\$150,000,000
Louisiana	\$1,000,000,000
Mississippi	\$750,000,000
Alabama	\$1,000,000,000
Florida	\$2,000,000,000
Total	\$4,900,000,000

# Economic Settlements by State



## Triumph Gulf Coast, Inc.

- Non-profit corporation established within the Department of Economic Opportunity (DEO)
- Will oversee 75% of all funds recovered by the Florida attorney general for economic damages (\$1.5B)
- Must establish, hold, invest and **administer a trust account and grant program for the economic recovery, diversification and enhancement of the eight disproportionately affected counties**
- Remaining 25% of recovered funds controlled by the DEO and Florida legislature



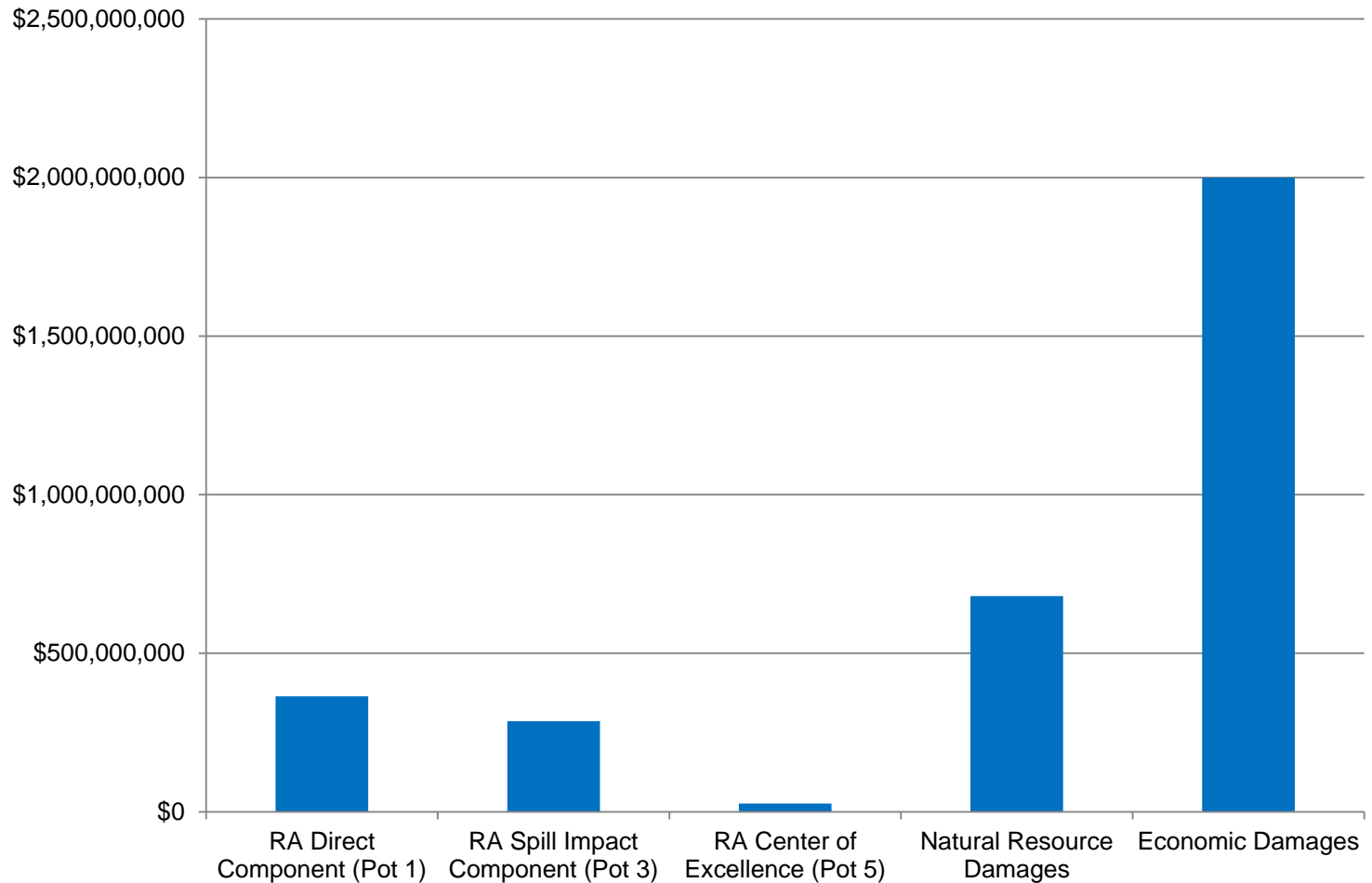
# Total Settlement for Florida

State	Dollars
RA Direct Component (Pot 1)	\$364,000,000
RA Spill Impact Component (Pot 3)	\$286,000,000
RA Center of Excellence (Pot 5)	\$26,000,000
Natural Resource Damages	\$680,000,000
Economic Damages	\$2,000,000,000
<b>Total</b>	<b>\$3,356,000,000</b>

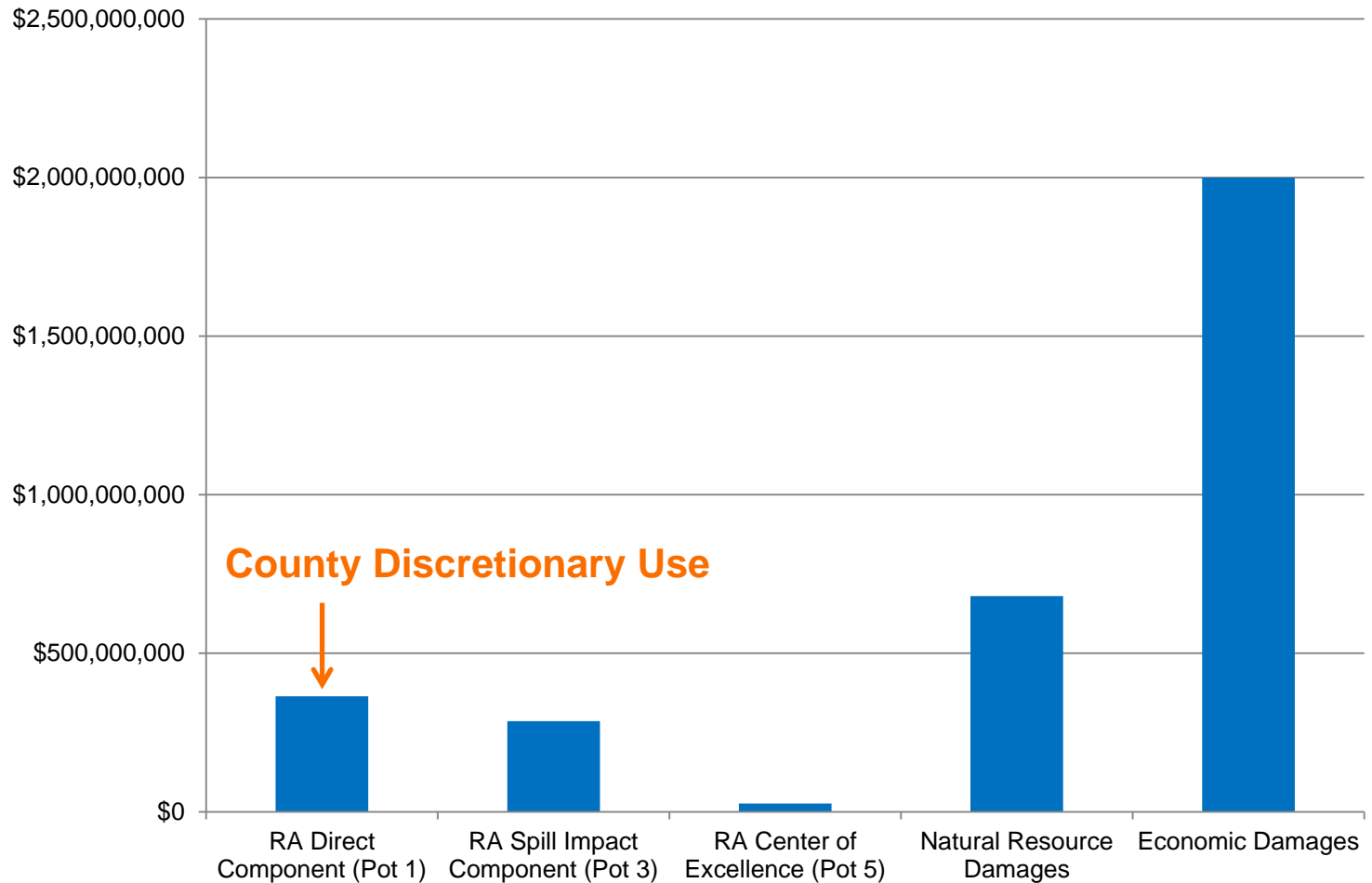
Note: Includes Transocean + BPXP settlements

Source: Erin Deady

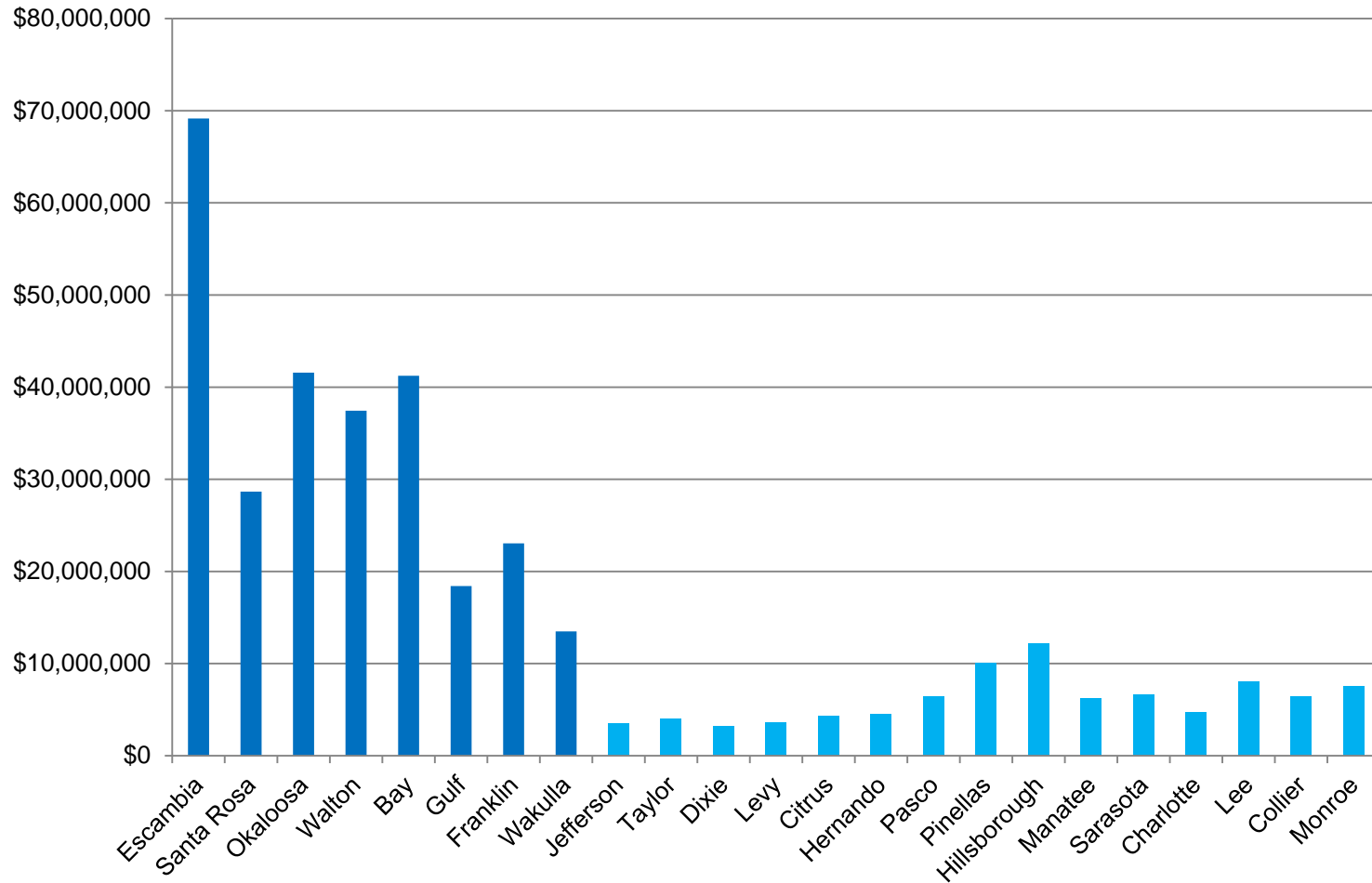
# Total Settlement for Florida



# Total Settlement for Florida

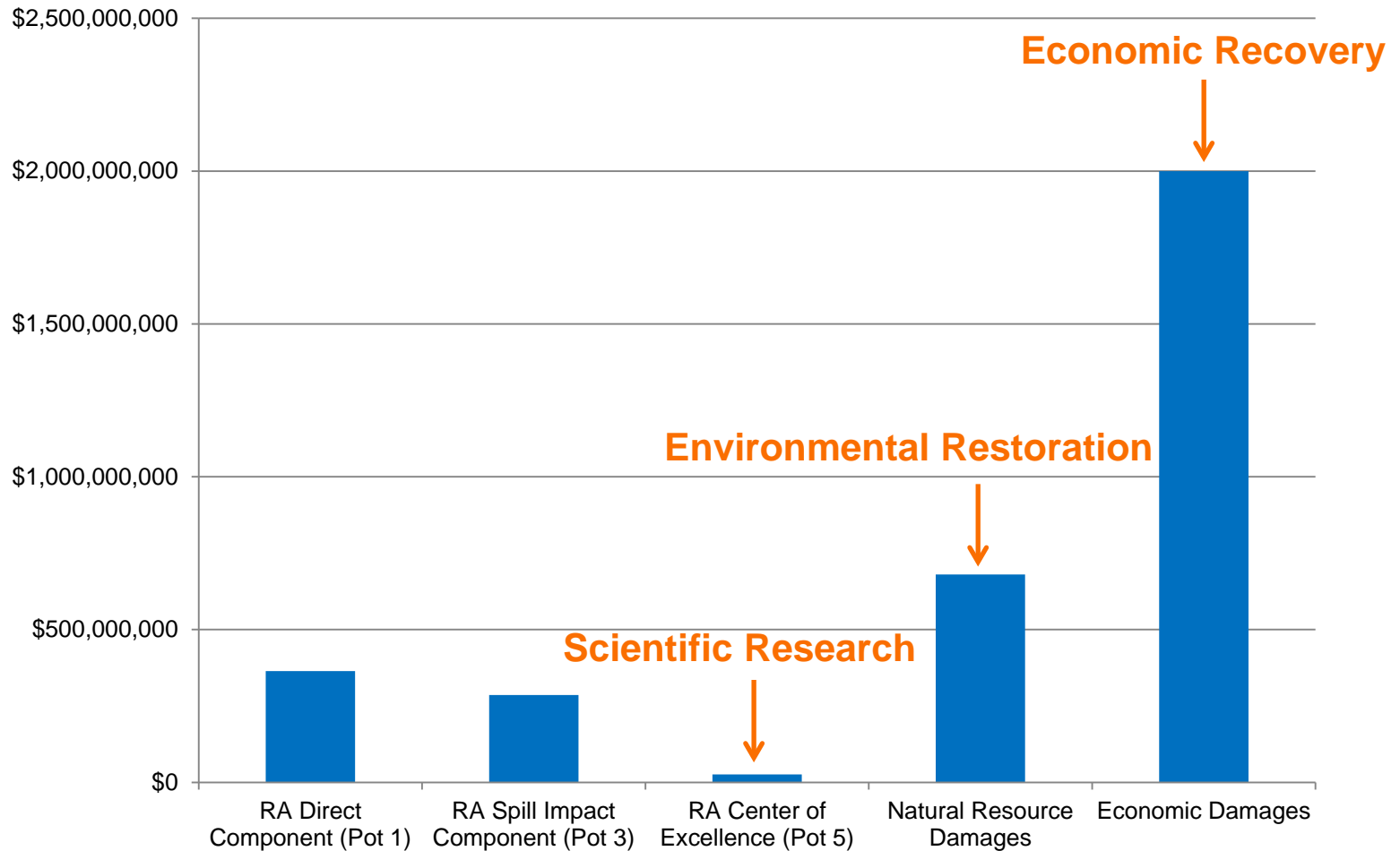


# Florida Direct Component



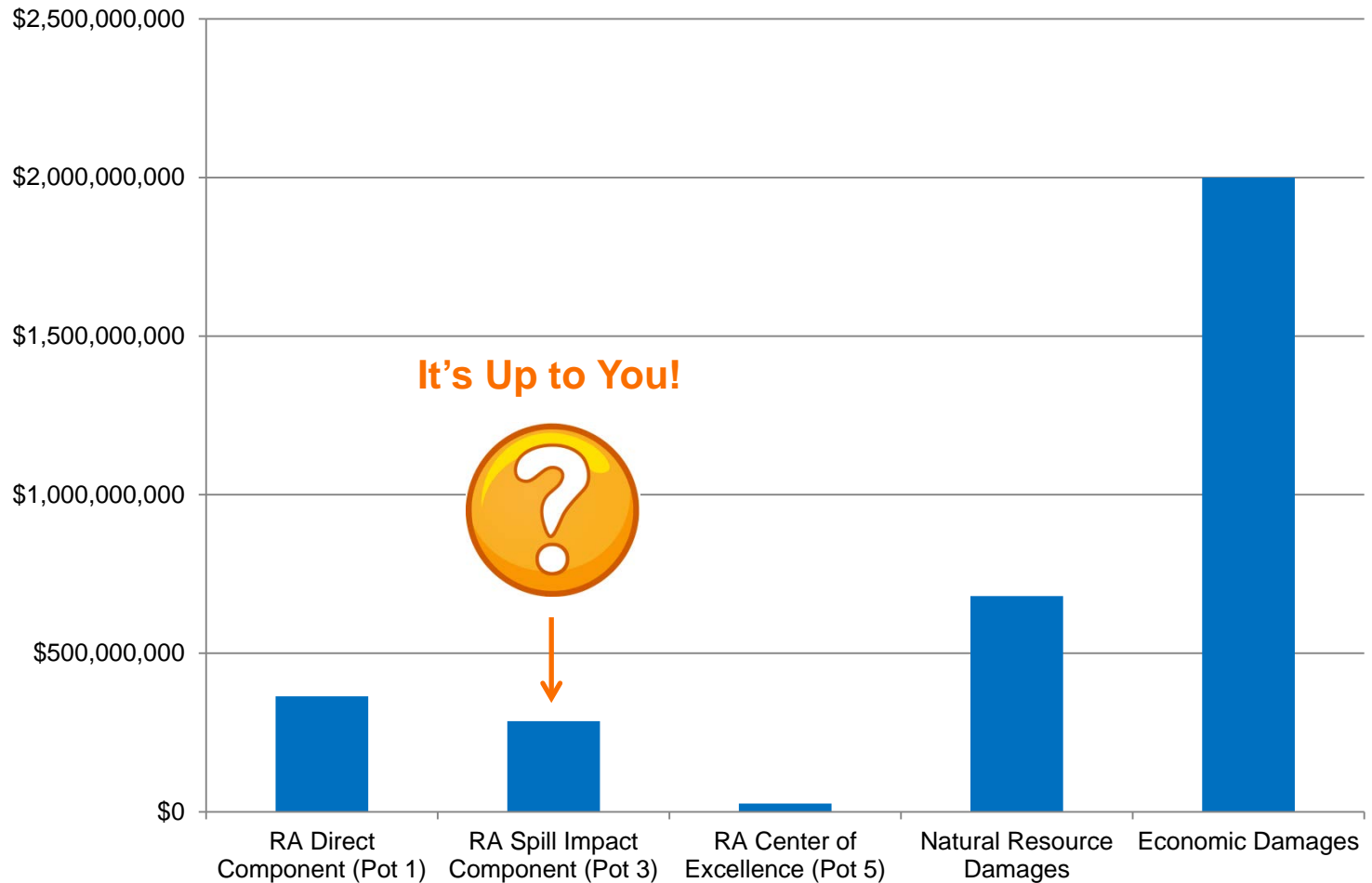
Note: Includes Transocean + BPXP settlements  
 Source: Erin Deady

# Total Settlement for Florida





# Total Settlement for Florida





# Florida Spill Impact Component

State	Dollars	Percent
RA Direct Component (Pot 1)	\$364,000,000	11%
RA Spill Impact Component (Pot 3)	\$286,000,000	8%
RA Center of Excellence (Pot 5)	\$26,000,000	1%
Natural Resource Damages	\$680,000,000	20%
Economic Damages	\$2,000,000,000	60%
Total	\$3,356,000,000	

## Maximizing Impact

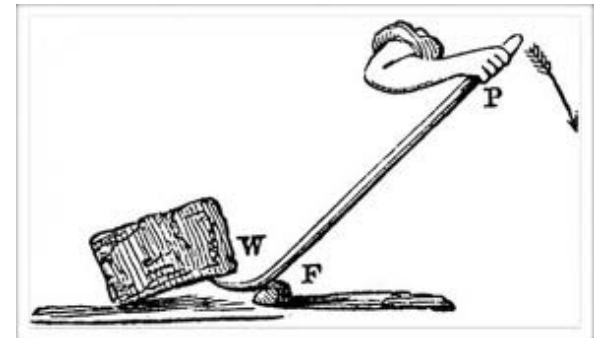
- \$286M basis + \$14M interest = \$300M
- Scenario 1
  - \$300M ÷ 23 counties = \$13M/county
  - \$13M ÷ 15 years = **\$866K county/year**
- Scenario 2
  - \$300M ÷ 15 years = \$20M/year over 15 years
  - = **Fifteen regionally significant projects ~\$20M+**
- Leveraging could substantially increase the impact of Pot 3 funds!

# Leveraging Funds Will Be Critical

- Leverage = the use of a small initial investment, credit, or borrowed funds to gain a high return in relation to one's investment
- Grant programs often require match or leverage or give additional points to projects that leverage the grantor agencies funds
- Leveraging encourages coordination and discourages duplication
- The Consortium has the opportunity to require leverage to get a return of \$1B on its investment of \$286M from the settlement

# Potential Sources of Leverage

- Applicant's own cash
- Other Restore Act sources (Pots 1 and 2)
- Other DWH settlement sources
  - Triumph Gulf Coast = economic project
  - NNFWF = environmental projects
  - NRD = environmental and economic projects
- State/regional agency sources
  - FDEP
    - 319 grants = stormwater
    - Amendment 1 = land acquisition
  - Water Management Districts
    - SWIM Program funds
    - Local government cooperative funding
- Federal grant programs/initiatives
- Foundation and corporate grant programs



# Summary of Other Ongoing Gulf Restoration Projects and Planning Activities in Florida

Phil Coram, Dept. of Environmental Protection  
Kelly Samek, Fl. Fish and Wildlife Conservation Commission



# Natural Resource Damage Assessment



Phase I- 2 projects  
totaling \$5.7M



Phase II- 2 projects  
totaling \$6.3M



Phase III – 28 projects  
totaling \$88M

# National Fish and Wildlife Foundation



2013 Funding Cycle- 6 projects totaling \$15.7 million



2014 Funding Cycle- 9 projects totaling \$34.3 million



2015 Funding Cycle- Florida GEBF Restoration Strategy and select projects



# MOEX

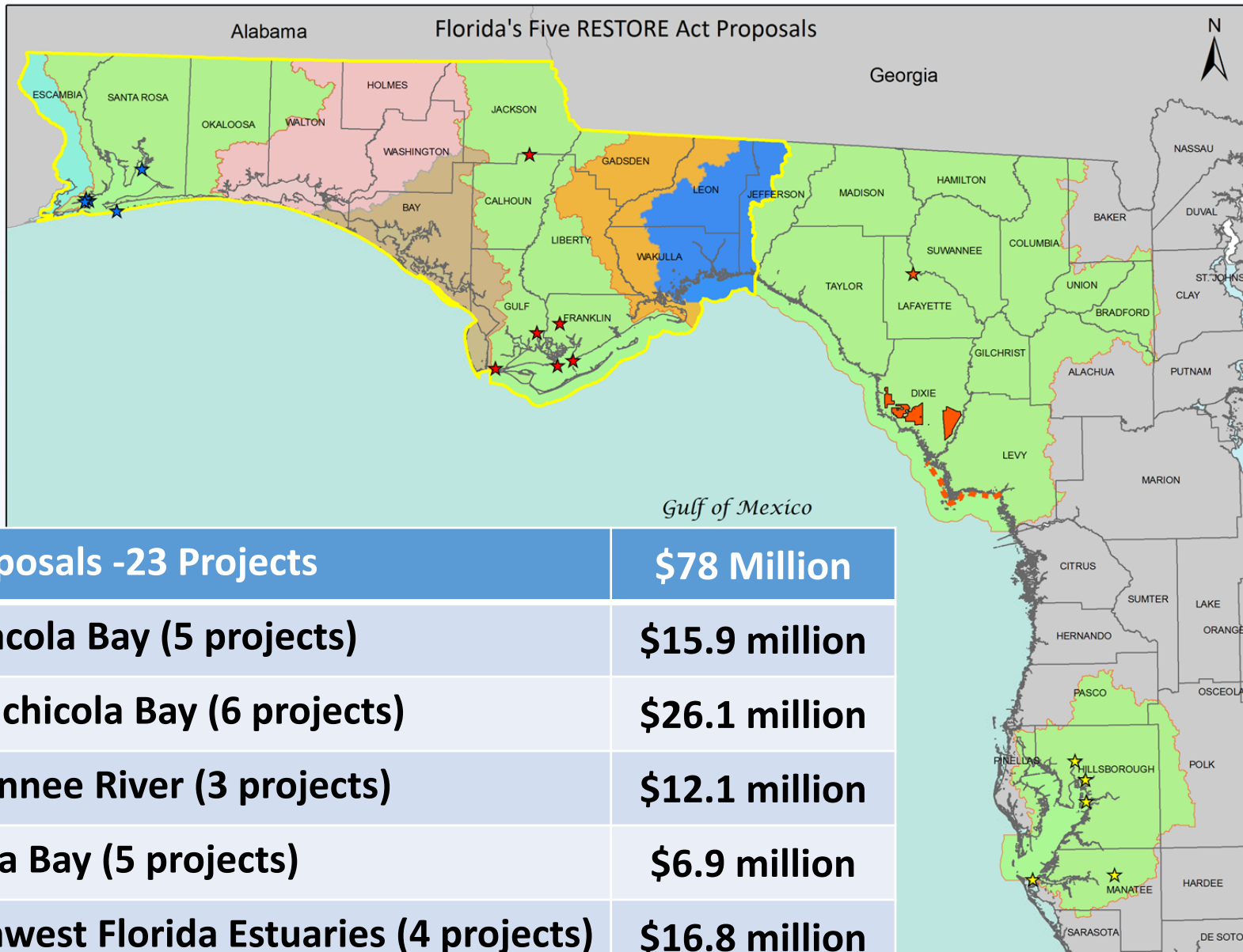


\$5 million to acquire  
Panhandle parcels: Escribano  
Point and Seven Runs Creek



\$5 million on 6 Panhandle  
Stormwater retrofit projects

# Florida's November 2014 Submissions to RESTORE Council – Pot 2



# Draft Funded Priorities List: Two Categories

## Category 1 - \$140M

- 45 projects
- Proposed for funding in final FPL
- Includes planning & on-the-ground restoration
- Applicable environmental laws addressed (e.g. NEPA)

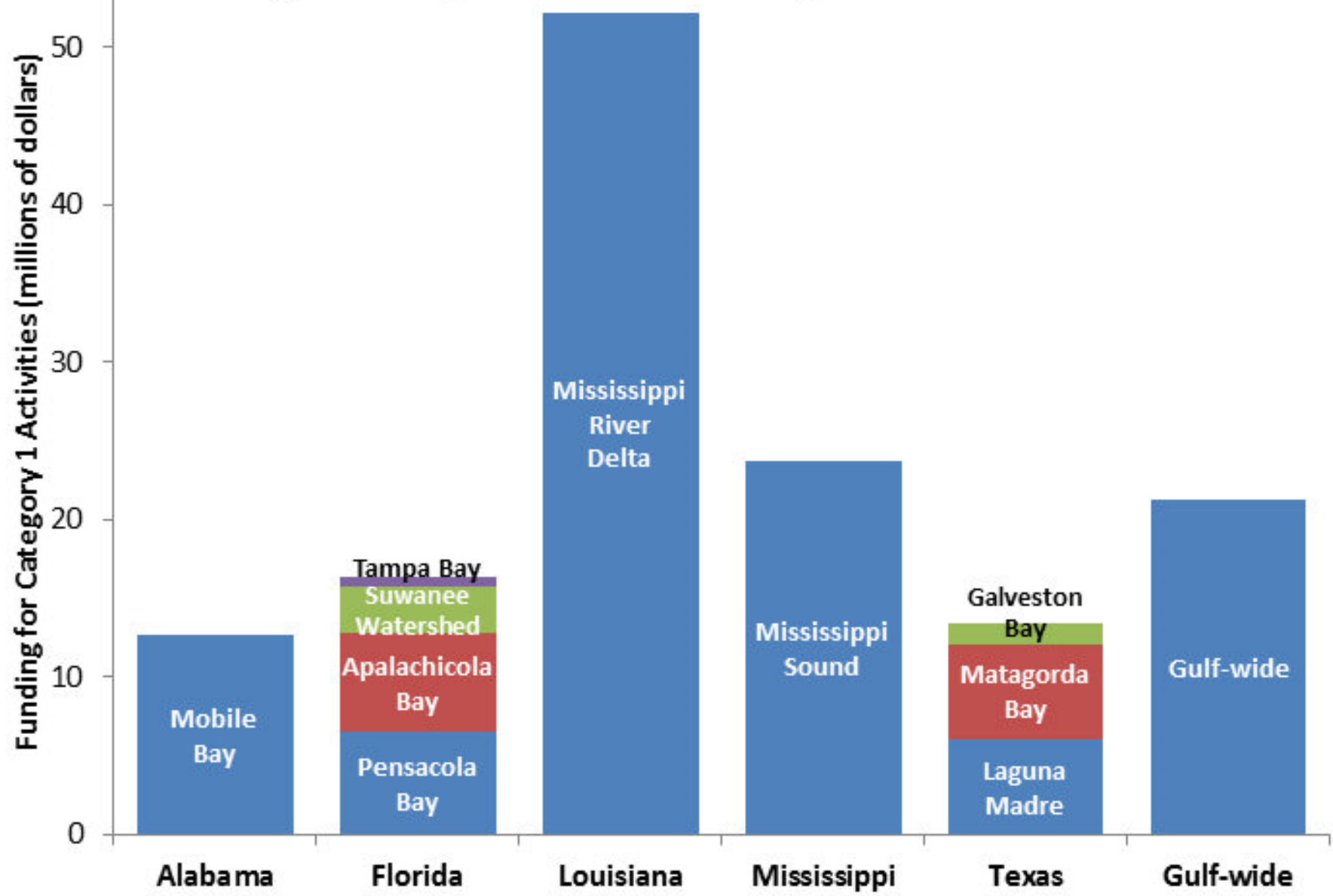
## Category 2 - \$43M

- Reserved for possible future funding
- 16 projects
- Priorities for further review & potential future funding
- Additional analysis needed, including environmental compliance
- Have planning components in Category 1

# Draft Funded Priorities List: Florida

- **Florida Sponsored - \$18.5M**
  - Category 1 - \$12.5M
  - Category 2 - \$6M
- **Other Council Member Sponsored - \$12M**
  - Category 1- \$4M
  - Category 2 - \$8M
- **Gulf-wide projects, estimated FL Benefits - \$7M**
  - Category 1 - \$5.7M
  - Category 2 - \$1.6M

# Funding for Proposed Activities by State & Watershed



Courtesy Environmental Law Institute

# Pensacola Bay Watershed

## Beach Haven Joint Stormwater & Wastewater Improvement Project - Phase II:

- 6.4 miles of sewer main, & removal of 760 septic tanks
- Category 1: \$5,967,000
- Pollutant load reduction of 60,000lb. annually
- Leveraging \$6M from Local Governments

## Bayou Chico Contaminated Sediment Removal- Planning, Design, and Permitting

- Dredging sediments from Bayou Chico.
- Category 1: \$356,850
- Benefits: restored benthic habitat, increased biological diversity & productivity, & improved water quality
- Leveraging over \$11M in NFWF funding & \$25M from Bayou Chico stakeholders

## Pensacola Bay Living Shoreline - Phase I

- *Design* of 24,800 l.f. of oyster reef & 205 ac marsh/SAV;
- *Creation* of 2,000 l.f. of oyster reef & 25 ac. of marsh/SAV
- Category 1: \$231,314
- Category 2: \$1,564,636
- Leveraging \$11M in NRDA funding

# Apalachicola Bay Watershed

## Apalachicola Watershed Agriculture Water Quality Improvement

- FDACS Ag BMPs cost-share program to improve water quality on private land
- Category 1: \$2,219,856
- Eliminate 8,000lb of fertilizer/year
- Leveraging approx. \$700k in cost-share

## Apalachicola Bay Oyster Restoration

- 43,858 cubic yards of cultch material over 219 ac. of existing oyster reefs
- Category 1: \$702,000
- Category 2: \$3,978,000
- Leveraging \$4M NFWF, \$2.1M NRDA Early Restoration Phase III project, & \$6M Federal Disaster Assistance funding

# Apalachicola Bay Watershed

## USDA Tate's Hell Strategy 1

- Tate's Hell State Forest
- Hydrologic restoration & development of landscape scale hydrologic assessment
- Category 1: \$2,950,000
- Category 2: \$4,050,000
- Leveraging \$1.6M in FFS & NFWFMD funding

## DOC-NOAA Money Bayou Wetlands Restoration

- St. Joseph Bay State Buffer Preserve
- Hydrologic restoration to approx. 1,000 ac. of wetlands
- Category 1: \$387,726
- Category 2: \$852,653
- Leverage in-kind partnerships



# Suwannee River Watershed

## Suwannee River Partnership Irrigation Water Enhancement Program

- FDACS Ag BMPs cost-share program to improve water quality on private land
- Category 1: \$2,884,000
- Eliminate approx. 8,000lb of fertilizer annually
- Leveraging approx. \$900k in cost-share

# Tampa Bay Watershed

## Palm River Restoration Project Phase II, East McKay Bay

- Restore 8 ac. of salt marsh & 32 ac. of coastal uplands, & construction of 3 stormwater ponds
- Category 1: \$87,750
- Category 2: \$497,250
- Remove an estimated 517 lb. of nitrogen annually from 436 acres of residential, commercial, and industrial lands
- Leveraging \$900k in SWFWMD & FDOT funding

## DOC-NOAA Robinson Preserve Wetlands Restoration

- Restore 85 ac. of upland habitats & 55 ac. of created wetland & sub-tidal habitats from fallow land in Robinson Preserve
- Category 1: \$470,910
- Category 2: \$1,319,636
- Leveraging \$40M in Manatee County & partner funding

## EPA - Tampa Bay National Estuary Program

- Implement elements of the Tampa Bay Estuary Program
- Category 1: \$100,000
- Category 2: \$2,000,000
- Reduce 16.5 tons of nitrogen per year; restore 250 ac. of coastal habitat & create 200 ac. of seagrass
- Leveraging \$3.4M in local government & partner funding

# Next Steps

- Council Public Meetings in Florida
  - St. Petersburg - FWC Fish & Wildlife Research Institute: Aug. 26 @ 6p.m. EST
  - Panama City - Gulf Coast State College: Aug. 27 @ 6p.m. CST
- Comments Due By: Sept. 28<sup>th</sup>
- Final FPL expected by end of 2015

Council website: [restorethegulf.gov](http://restorethegulf.gov)

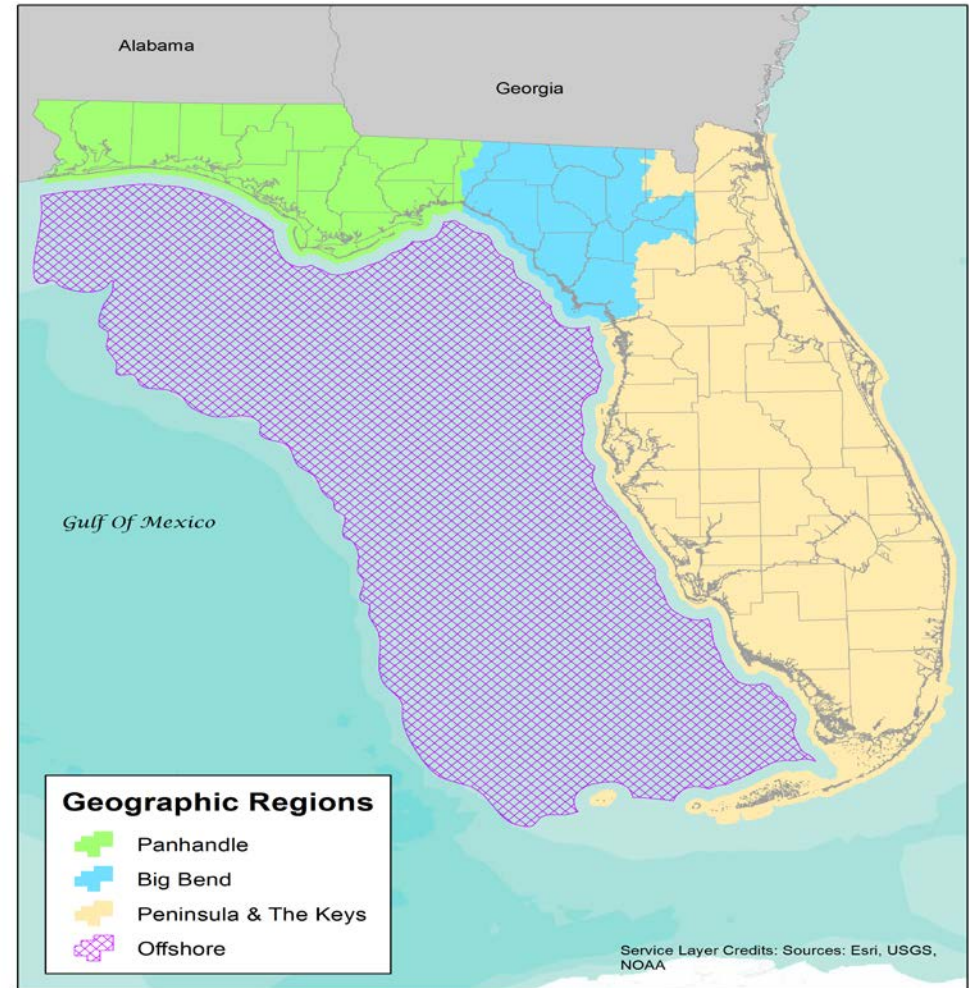




# GEBF Restoration Strategy

## Two-year effort to plan remaining GEBF investments in Florida

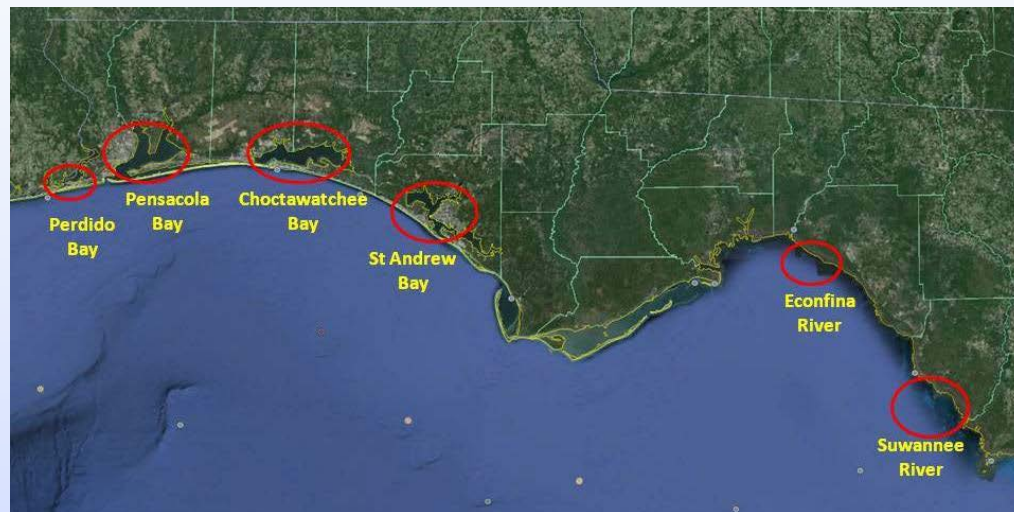
- Includes submerged habitat assessment and SWIM plan updates for SRWMD and NFWFMD
- Based on the three NFWF GEBF funding priorities
  - Restore and maintain the ecological functions of landscape-scale coastal habitats
  - Restore and maintain the ecological integrity of priority coastal bays and estuaries
  - Replenish and protect living resources



# GEBF Restoration Strategy

## Submerged Habitat Assessment

- Assess, map, and model natural and human stressors and roadblocks to submerged aquatic vegetation (SAV) in Perdido, Pensacola, Choctawhatchee, St. Andrew, Econfina, and Suwannee estuaries
- Collate all available SAV imagery, mapping, and monitoring data (and where gaps exist, gather new information) and combine with water quality and sediment data to evaluate roadblocks to recovery
- Develop Submerged Aquatic Vegetation Recovery Potential (SRP) model to identify areas where natural recovery is occurring and where losses are continuing



# GEBF Restoration Strategy

## Restoration Planning for the Florida Panhandle

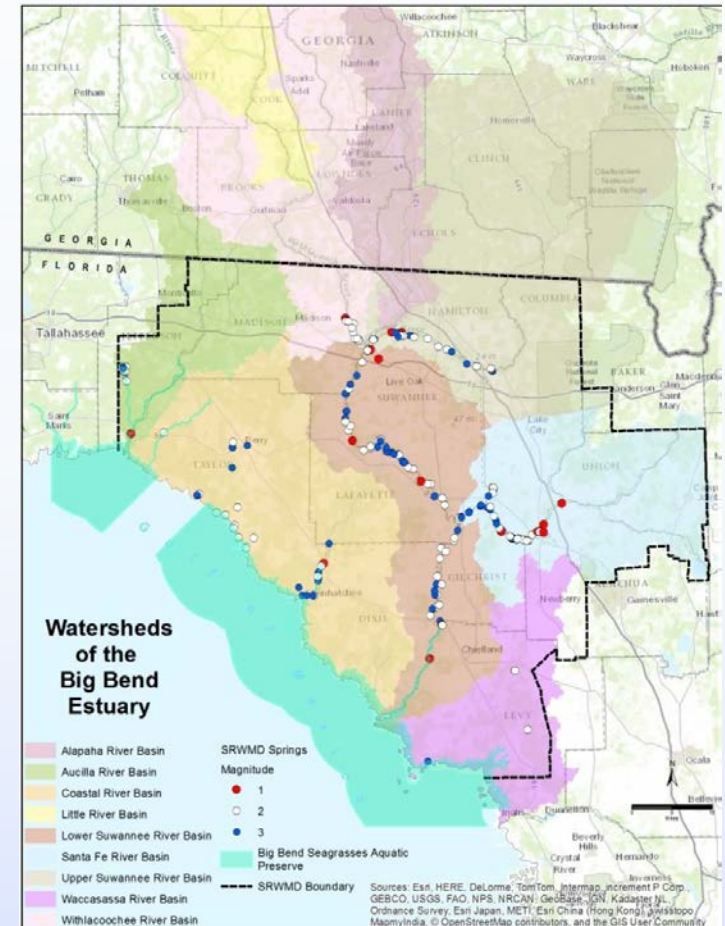
- Update watershed plans for seven major estuarine watersheds of Northwest Florida: Perdido River and Bay; Pensacola Bay System; Choctawhatchee River and Bay; St. Andrew Bay; Apalachicola River and Bay; Ochlockonee River and Bay; and St. Marks River and Bay
- Engage technical advisory committees to identify watershed issues, goals and objectives, and prioritize strategies and projects
- Conduct public workshops in each watershed



# GEBF Restoration Strategy

## Big Bend Watersheds Planning

- Update watershed plans for six major watersheds-- Suwannee River, Aucilla River, Econfina River, Fenholloway River, Steinhatchee River, and Waccasassa River—and consolidate into two SWIM plans (Suwannee River and Coastal Rivers)
- Engage a steering group of agencies and NGOs to identify watershed issues, goals and objectives, and prioritize strategies and projects
- Conduct public workshops



# GEBF Restoration Strategy: Potential Actions

## Coastal Habitats:

- Utilize living shorelines and other non-structural or structural approaches to protect vulnerable shoreline
- Conserve key marsh or beach habitats that expand the network of state, federal, local and private conservation areas through fee or less-than-fee acquisitions
- Control and eradicate, when possible, non-native and invasive plant species and nuisance herbivores
- Enhance the habitat value for wildlife by taking actions to reduce human disturbance, such as utilizing fencing or educational signage, and controlling or eradicating, when possible, non-native and invasive species
- Restore dune habitat through native vegetation planting and sand-trapping fencing
- Protect and conserve strategic transitional and upland habitats necessary in the life cycles of many coastal species



# GEBF Restoration Strategy: Potential Actions

## **Coastal Bays and Estuaries:**

- Measurably improve water quality by reducing significant non-point sources of degradation (e.g., storm water management, agricultural runoff) to enhance or maintain the functioning of priority bays and estuaries
- Improve freshwater inflows to priority bays to enhance or maintain the functioning of priority bays and estuaries
- Utilize living shorelines and other non-structural or structural approaches to protect vulnerable shoreline
- Restore and conserve (e.g., through land or easement acquisition) coastal and near-shore habitats, in particular marshes, oyster reefs, seagrasses, and coastal buffers
- Control and eradicate, when possible, non-native and invasive species to enhance native wildlife and fish habitat

# GEBF Restoration Strategy: Potential Actions

## Living Resources:

- Gulf Coast birds: Reduce nest predation and human disturbance to increase reproductive success; enhance food resources and habitat availability to increase overwintering success; protect and restore critical colonial waterbird nesting islands
- Sea turtles: Reduce light pollution, nest predation, and other disturbances; reduce by-catch; protect strategic nesting beaches and inshore foraging areas; enhance and/or expand stranding networks
- Reef fish: Improve data collection to inform sustainable fishing practices; reduce by-catch
- Oysters: Restore or replenish oyster reefs; promote sustainable harvest strategies
- Marine mammals: Enhance and/or expand stranding networks

# GEBF Restoration Strategy

## **Current activities**

- Evaluating existing natural resource plans  
<https://www.surveymonkey.com/r/Gulf-Restoration>
- Categorization of projects in portal
- Coordination with WMD and FWRI teams
- RFP for consultant under development

**Expectations for 2016 cycle . . . and beyond . . .**

# Review of State Expenditure Plan Requirements and Allowable Uses for Pot 3 Funds

Doug Robison, PWS  
Ann Redmond, CEP



# RESTORE Act Eligible Activities

1. Restoration and protection of the natural resources, ecosystems, fisheries, marine and wildlife habitats, beaches and coastal wetlands of the Gulf Coast region
2. Mitigation of damage to fish, wildlife, and natural resources
3. Implementation of a federally-approved marine, coastal, or comprehensive conservation management plan, including fisheries monitoring
4. Workforce development and job creation
5. Improvements to or on State parks located in coastal areas affected by the Deepwater Horizon oil spill
6. Infrastructure projects benefiting the economy or ecological resources, including port infrastructure
7. Coastal flood protection and related infrastructure
8. Planning assistance
9. Administrative costs of complying with the Act
10. Promotion of tourism in the Gulf Coast region, including recreational fishing
11. Promotion of the consumption of seafood harvested from the Gulf Coast region

# SEP Requirements

1. Meets one or more of the eligible activities under the RESTORE Act
2. Contributes to the overall economic and ecological recovery of the Gulf Coast
3. Is compatible with other State Expenditure Plans with regard to issues that cross Gulf Coast State boundaries
4. Takes into consideration the Comprehensive Plan and is *consistent* with the goals and objectives of the Comprehensive Plan
5. Does not use more than 25% of funds for *infrastructure* unless the infrastructure limitation exception is met

## What Does “Consistent” Mean?

*The Council views “consistent” to mean that the Gulf Coast States will implement eligible projects, programs, and activities that will **further one or more of the five Goals** and will be implemented in a manner that **does not have a negative impact on the Gulf Coast ecosystem restoration projects** and programs selected for implementation by the Council.*

*Restoration Council*

## What is Infrastructure?

*Infrastructure means the public facilities or systems needed to support commerce and economic development. These installations and facilities span a wide range, including highways, airports, roads, buildings, transit systems, **port facilities**, railways, telecommunications, **water and sewer systems**, public electric and gas utilities, **levees, seawalls, breakwaters, major pumping stations, and flood gates.***

*Infrastructure encompasses new construction, upgrades and repairs to existing facilities or systems, and associated land acquisition and planning.*

*Department of Treasury*



# Infrastructure Limitation Exemption

A state may propose a State Expenditure Plan that uses more than 25% of its funds for infrastructure, if the State Expenditure Plan certifies that:

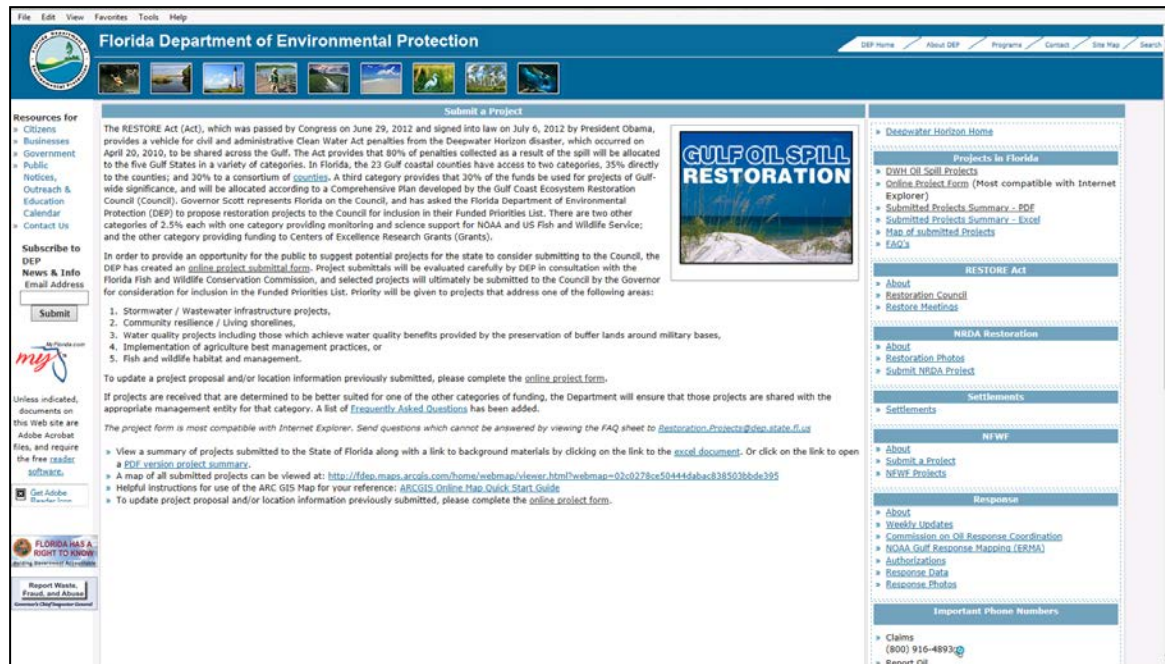
1. Ecosystem restoration needs will be addressed by other projects in the proposed State Expenditure Plan, and
2. Additional investment in infrastructure is required to mitigate the impacts of the Deepwater Horizon Oil Spill to the ecosystem or economy

# Comprehensive Plan Guiding Principles

1. *Commitment to Science-Based Decision-Making*
2. *Commitment to a Regional Ecosystem-based Approach to Restoration*
3. *Commitment to Engagement, Inclusion, and Transparency*
4. *Commitment to Leveraging Resources and Partnerships*
5. *Commitment to Delivering Results and Measuring Impacts*

# FDEP Project Portal

- Established in 2013
- Open to all stakeholders in Florida
- Requires submittal of online project description
- 1,408 projects submitted to date



**Florida Department of Environmental Protection**

**Submit a Project**

The RESTORE Act (Act), which was passed by Congress on June 29, 2012 and signed into law on July 6, 2012 by President Obama, provides a vehicle for civil and administrative Clean Water Act penalties from the Deepwater Horizon disaster, which occurred on April 20, 2010, to be shared across the Gulf. The Act provides that 80% of penalties collected as a result of the spill will be allocated to the five Gulf States in a variety of categories. In Florida, the 23 Gulf coastal counties have access to two categories, 35% directly to the counties; and 30% to a consortium of counties. A third category provides that 30% of the funds be used for projects of Gulf-wide significance, and will be allocated according to a Comprehensive Plan developed by the Gulf Coast Ecosystem Restoration Council (Council). Governor Scott represents Florida on the Council, and has asked the Florida Department of Environmental Protection (DEP) to propose restoration projects to the Council for inclusion in their Funded Priorities List. There are two other categories of 2.5% each with one category providing monitoring and science support for NOAA and US Fish and Wildlife Service; and the other category providing funding to Centers of Excellence Research Grants (Grants).

In order to provide an opportunity for the public to suggest potential projects for the state to consider submitting to the Council, the DEP has created an [online project submittal form](#). Project submittals will be evaluated carefully by DEP in consultation with the Florida Fish and Wildlife Conservation Commission, and selected projects will ultimately be submitted to the Council by the Governor for consideration for inclusion in the Funded Priorities List. Priority will be given to projects that address one of the following areas:

1. Stormwater / Wastewater infrastructure projects.
2. Community resilience / Living shorelines.
3. Water quality projects including those which achieve water quality benefits provided by the preservation of buffer lands around military bases.
4. Implementation of agriculture best management practices, or
5. Fish and wildlife habitat and management.

To update a project proposal and/or location information previously submitted, please complete the [online project form](#).

If projects are received that are determined to be better suited for one of the other categories of funding, the Department will ensure that those projects are shared with the appropriate management entity for that category. A list of [Frequently Asked Questions](#) has been added.

The project form is most compatible with Internet Explorer. Send questions which cannot be answered by viewing the FAQ sheet to [Restoration.Projects@dep.state.fl.us](mailto:Restoration.Projects@dep.state.fl.us)

- View a summary of projects submitted to the State of Florida along with a link to background materials by clicking on the link to the [excel document](#). Or click on the link to open a [PDF version project summary](#).
- A map of all submitted projects can be viewed at: <http://fdop.maps.arcgis.com/home/webmap/viewer.html?webmap=02c0278cc5044454abac8385038bd395>
- Helpful instructions for use of the ARC GIS Online Map [Quick Start Guide](#)
- To update project proposal and/or location information previously submitted, please complete the [online project form](#).

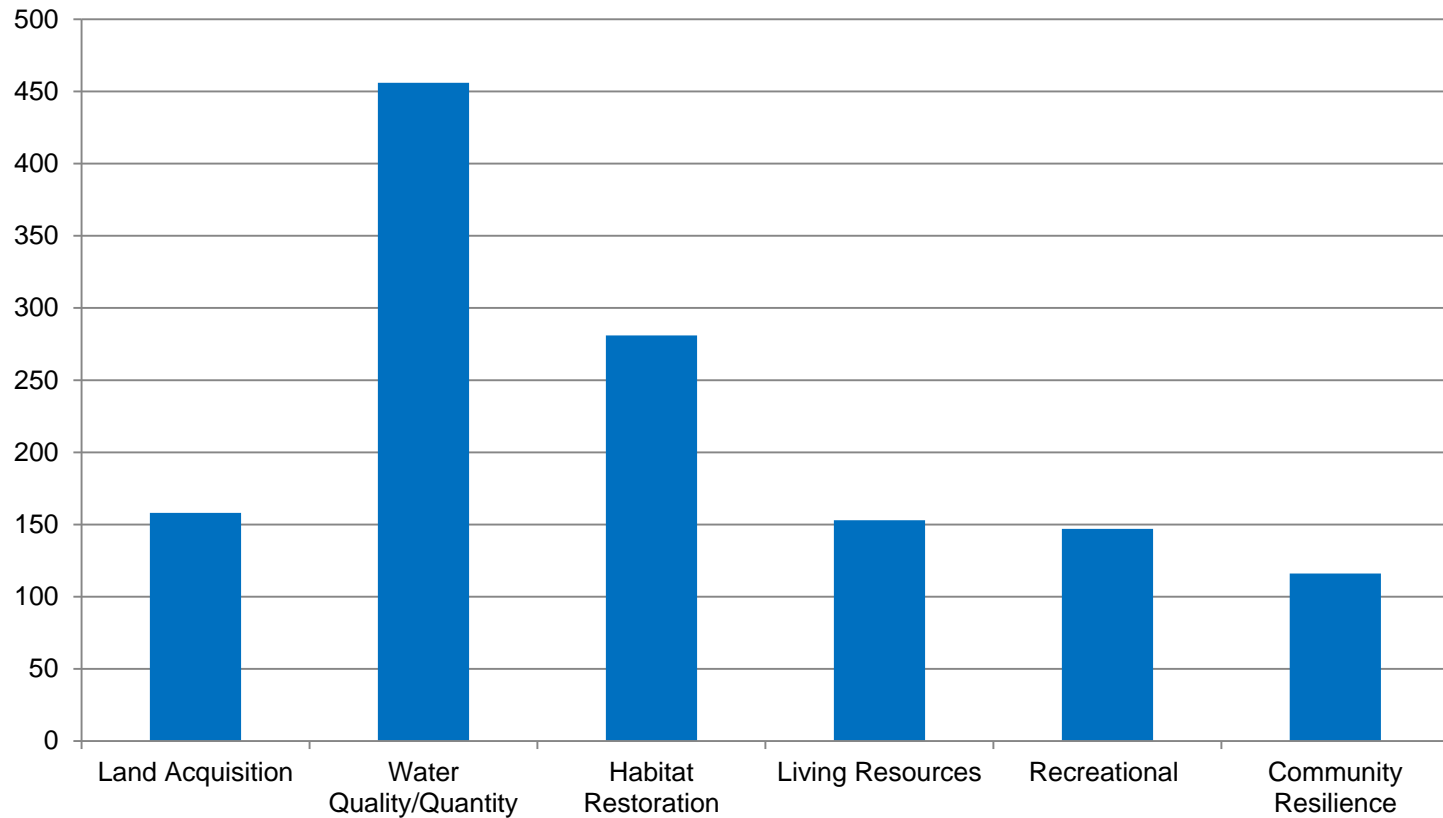
**Deepwater Horizon Home**

- Projects in Florida
  - DWH Oil Spill Projects
  - Online Project Form (Most compatible with Internet Explorer)
  - Submitted Projects Summary - PDF
  - Submitted Projects Summary - Excel
  - Map of Submitted Projects
  - FAQs
- RESTORE Act
  - About
  - Restoration Council
  - Restock Restores
- NRDA Restoration
  - About
  - Restoration Photos
  - Submit NRDA Project
- Settlements
  - Settlements
- NFWF
  - About
  - Submit a Project
  - NFWF Projects
- Response
  - About
  - Weekly Updates
  - Commission on Oil Response Coordination
  - NOAA Gulf Response Mapping (ERMA)
  - Authorizations
  - Response Data
  - Response Photos
- Important Phone Numbers
  - Claims (800) 916-4893
  - Report Oil

## Project Types in the Portal

- Land Acquisition = 158 (11%)
- Water quality/quantity = 456 (32%)
- Habitat restoration = 281 (20%)
- Living resources = 153 (11%)
- Recreational = 147 (10%)
- Community resilience = 116 (9%)
  
- Duplicates or undefined projects = 97 (7%)

# Project Types in Portal



## Land Acquisition – 158 Projects

- Fee Simple = 6 (4%)
- Conservation easement = 132 (85%)
- Either FS/CE = 4 (3%)
- Other = 16 (10%)



# Water Quality/Quantity – 456 Projects

- Stormwater = 123 (27%)
- Wastewater = 62 (14%)
- Reuse = 40 (9%)
- Septic tank abatement = 21 (5%)
- Research/monitoring = 41 (9%)
- Hydrologic restoration = 52 (11%)
- Unpaved roads/sedimentation/erosion = 64 (14%)
- Agricultural BMPs = 13 (3%)
- Other = 40 (9%)



## Habitat Restoration – 281 Projects

- Freshwater wetlands/surface waters = 70 (25%)
- Dune/beaches = 52 (19%)
- Marine = 70 (25%)
- Uplands = 12 (4%)
- Research/monitoring = 31 (11%)
- Living shoreline/breakwaters = 26 (9%)
- Other = 20 (7%)





## Living Resources – 153 Projects

- Shellfish restoration/aquaculture = 51 (33%)
- Fish hatchery = 4 (3%)
- Artificial reefs = 40 (26%)
- Turtle conservation = 14 (9%)
- Birds = 11 (7%)
- Research/monitoring = 25 (16%)
- Other = 8 (5%)



## Recreational – 147 Projects

- Marina/boat ramps = 23 (15%)
- Park improvements = 41 (28%)
- Boardwalks/walkways/bridges/piers/dune crossovers/trails = 48 (33%)
- Other = 35 (24%)



## Community Resilience – 116 Projects

- Education/citizen awareness = 53 (46%)
- Programs/planning/research = 55 (47%)
- Other = 8 (7%)

*Community resilience is a measure of the sustained ability of a community to utilize available resources to respond to, withstand, and recover from adverse situations*

*RAND Corporation*

## Summary

- FDEP Project Portal provide an excellent sample of Florida stakeholder's priorities
- Many projects have been identified and defined through existing coastal planning and resource management programs
  - National Estuary Programs
  - Water Management District SWIM Plans
  - NRDA
- Additional work is needed to identify and define projects in areas not covered by existing coastal management programs

# FLORIDA GULF CONSORTIUM WORKSHOP

August 26, 2015



# Discussion Format

# Productivity Rules

Handout #1

# Productivity Rules

- Cell phones muted.
- Everyone participates.
- Be (very) concise.
- Listen.
- It's okay to disagree, but:
  - Respect each other & suspend personal judgment.
  - Use time effectively, stay on task, and honor time limits.



# Productivity Rules

- Use your name tent.
- Consensus measures:
  - Strongly Agree
  - Agree
  - Neutral
  - Disagree
  - Strongly Disagree
- Strongly Agree
- Agree
- Neutral
- Disagree
- Strongly Disagree

# Future Topics (Not Today)

---

- Committee membership.
- Regional boundaries for public involvement programs.
- Key decision points for Consortium review and approval.
- Detailed project selection criteria.

# Today's Workshop Goals



- Create draft goals & objectives.
- Define an approach for geographic distribution.
- Define an approach for general types of projects.

# Presentations

## Information to Assist Your Discussions

- Handout #2
- Handout #3



# Summary of Questionnaire Results

# Outcomes

---

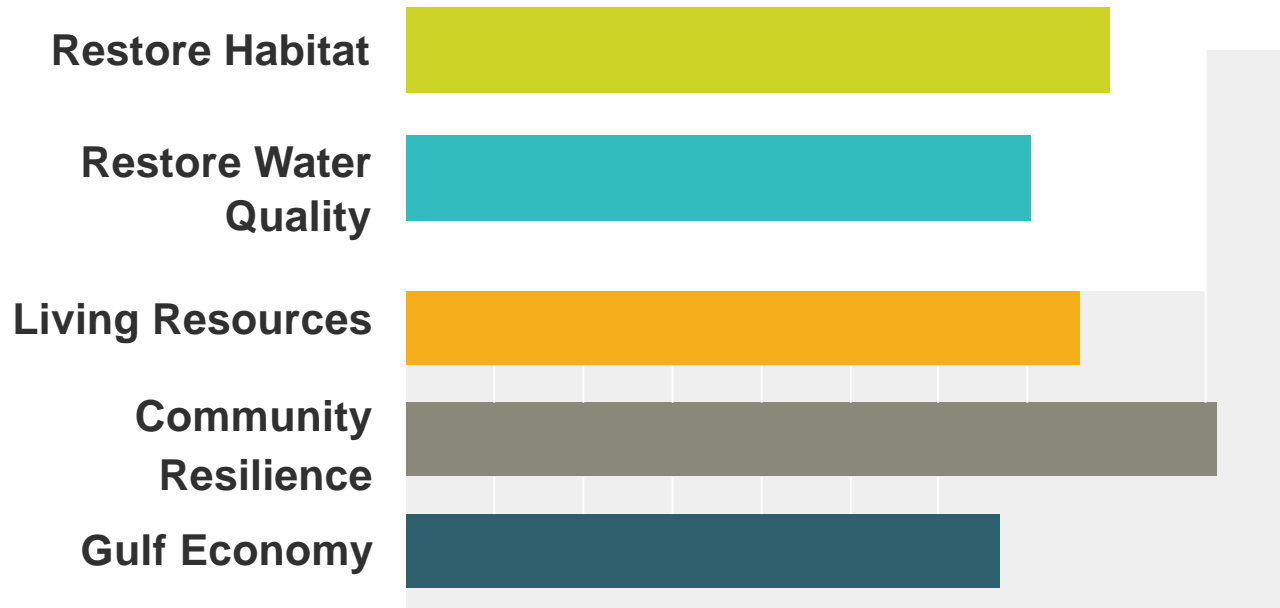
- Local versus Gulf-wide approach.
- Economic progress.
- Environmental progress.
- Gulf Council Goals & Objectives.

# Goals & Objectives

---

- Consistency with the Council's items required.
- General support.
- Concerns about fisheries rules.
- Benefits and costs of projects.
- Overall, a good starting point.

# Goals in Florida



Short bars indicate more agreement.  
Longer bars indicate less agreement.





# Agreement on Goals that Apply in Florida

	<b>Strongly Agree</b>	<b>Agree</b>	<b>Neutral</b>	<b>Disagree</b>	<b>Strongly Disagree</b>	<b>Total</b>	<b>Weighted Average</b>
Restore Habitat	<b>48.28%</b> 14	<b>44.83%</b> 13	<b>6.90%</b> 2	<b>0.00%</b> 0	<b>0.00%</b> 0	29	1.59
Restore Water Quality	<b>62.07%</b> 18	<b>34.48%</b> 10	<b>3.45%</b> 1	<b>0.00%</b> 0	<b>0.00%</b> 0	29	1.41
Living Resources	<b>51.72%</b> 15	<b>44.83%</b> 13	<b>3.45%</b> 1	<b>0.00%</b> 0	<b>0.00%</b> 0	29	1.52
Community Resilience	<b>34.48%</b> 10	<b>48.28%</b> 14	<b>17.24%</b> 5	<b>0.00%</b> 0	<b>0.00%</b> 0	29	1.83
Gulf Economy	<b>72.41%</b> 21	<b>20.69%</b> 6	<b>6.90%</b> 2	<b>0.00%</b> 0	<b>0.00%</b> 0	29	1.34

# Additional Goal Suggestions

Marine science to help determine damage to fisheries

matching funds with long term contributors to economy and or environment

The goals listed are very inclusive, but I do want to be certain anything we approve does not impede access to our Natural Resources, cause fees to be added in order to access, or negatively impact current jobs.

No

The most affected 8 counties are being funded in much more substantial ways than the 13 less affected counties. I think there should be a lot more flexibility to prioritize what is best for each, There maybe some great tourism/ economic projects that get pushed back because of the environmental pressure.

Job creation should be expressed in the Gulf Economy goal and probably is embedded elsewhere

Public Access

Diversify the Gulf economy

Goals 1 and 3 seem somewhat redundant. An economic diversity goal regarding jobs/industries development with specific incentives for businesses to re- locate or grow would be good.

Uniting coastal counties in a common goal and working together towards that end

We need to look inland to protect the water that flows from the rivers and streams into the Gulf.

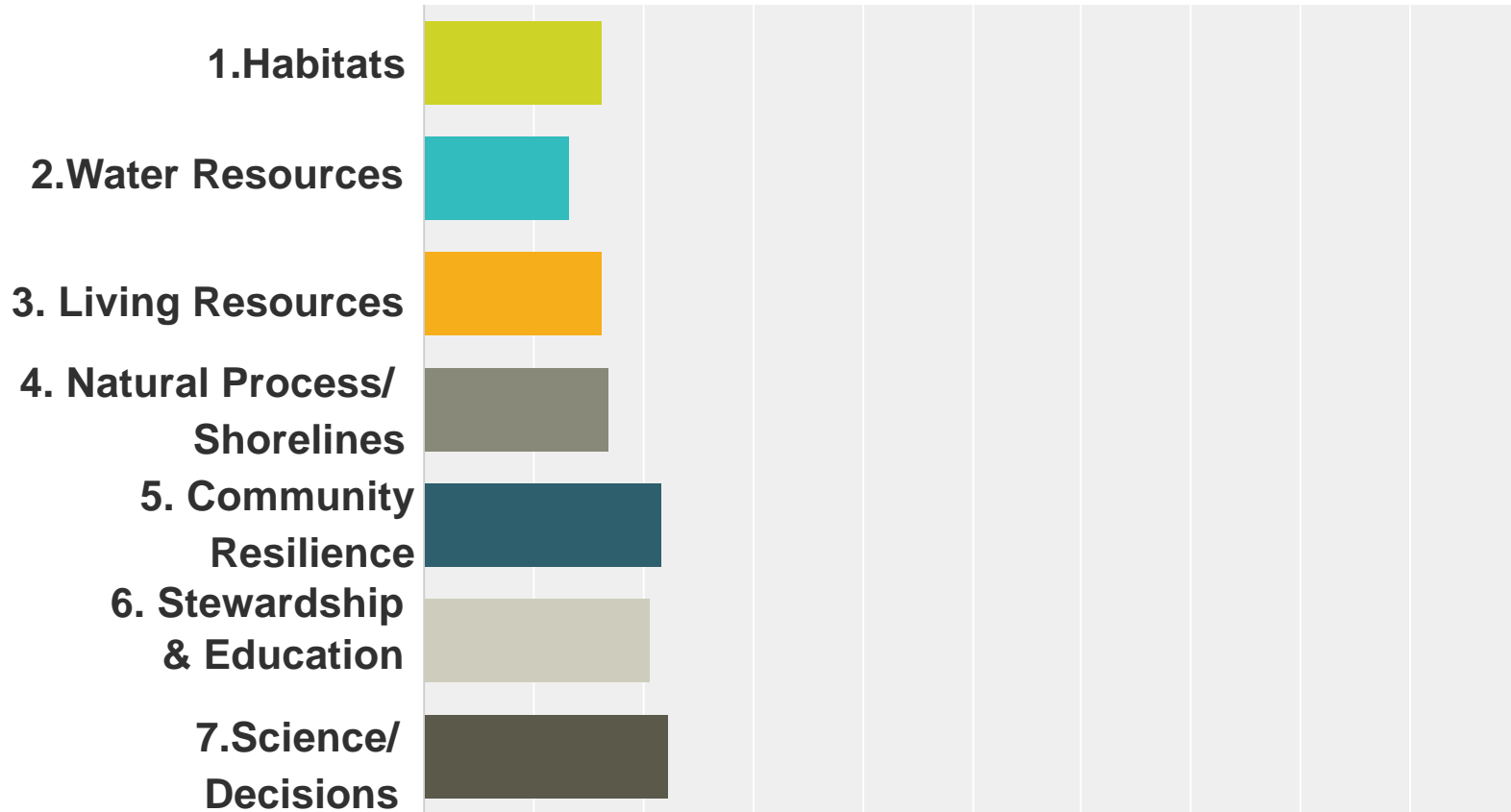
No additional goals

No. These are big enough to handle any additional will pull attention away from the main effort.

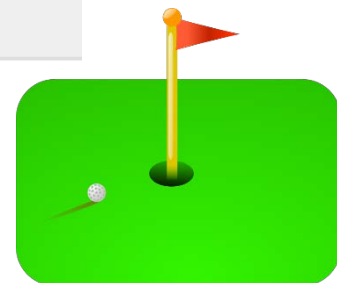
N A

Long term research of damage from oil spill

# Agreement that Objectives Apply in Florida



Short bars indicate more agreement.  
Longer bars indicate less agreement.



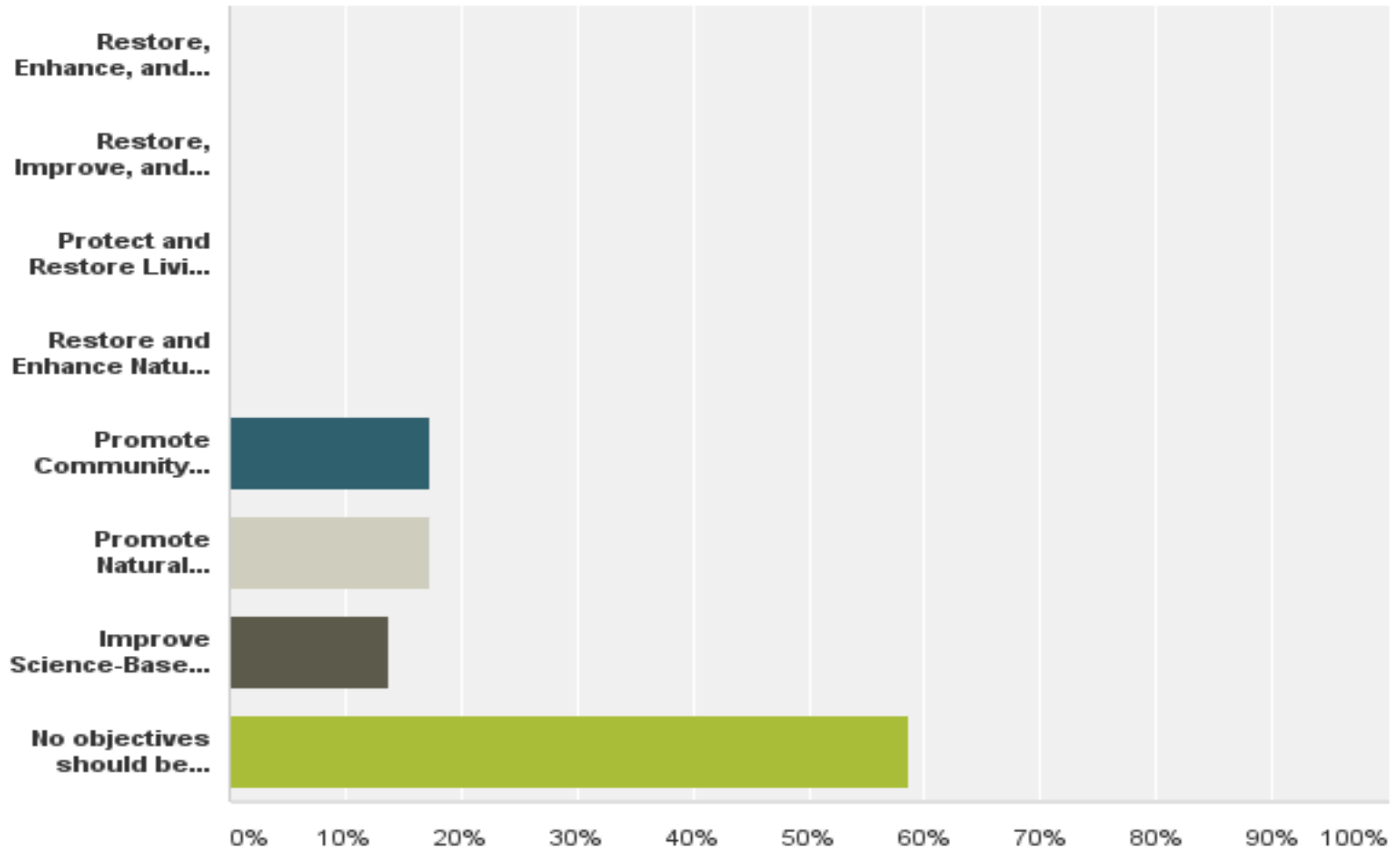
	<b>Strongly Agree</b>	<b>Agree</b>	<b>Neutral</b>	<b>Disagree</b>	<b>Strongly Disagree</b>	<b>Total</b>	<b>Weighted Average</b>
1. Habitats	<b>37.93%</b> 11	<b>62.07%</b> 18	<b>0.00%</b> 0	<b>0.00%</b> 0	<b>0.00%</b> 0	29	1.62
2. Water Resources	<b>68.97%</b> 20	<b>27.59%</b> 8	<b>3.45%</b> 1	<b>0.00%</b> 0	<b>0.00%</b> 0	29	1.34
3. Living Resources	<b>41.38%</b> 12	<b>55.17%</b> 16	<b>3.45%</b> 1	<b>0.00%</b> 0	<b>0.00%</b> 0	29	1.62
4. Natural Process/Shorelines	<b>34.48%</b> 10	<b>62.07%</b> 18	<b>3.45%</b> 1	<b>0.00%</b> 0	<b>0.00%</b> 0	29	1.69
5. Community Resilience	<b>20.69%</b> 6	<b>48.28%</b> 14	<b>24.14%</b> 7	<b>6.90%</b> 2	<b>0.00%</b> 0	29	2.17
6. Stewardship & Education	<b>20.69%</b> 6	<b>55.17%</b> 16	<b>20.69%</b> 6	<b>3.45%</b> 1	<b>0.00%</b> 0	29	2.07
7. Science/ Decision Processes	<b>20.69%</b> 6	<b>44.83%</b> 13	<b>24.14%</b> 7	<b>10.34%</b> 3	<b>0.00%</b> 0	29	2.24

# Additional Objectives Suggestions

#	Responses
1	More focus on economic development
2	Not additional; however, use these goals to maximize both environmental and economical benefit using available science. Thus, more direct benefit.
3	Workforce development, permanent jobs, promotion of tourism in the Gulf region, including fishing.
4	the 15 less affected counties need fleiblity.
5	in the State Expenditure plan it should have the full scope of economic opportunities as well as environmental
6	promote things that would help the ability to diversify Florida's economy
7	It would appear that a few goals although identified separately, could be considered one and the same. This approach may more heavily weigh environmental initiatives over individual county priorities.
8	No
9	N A

**Q13 Do you feel that any of the Council's objectives should be excluded from a list of Florida-specific objectives? Check any that apply, that you would exclude for Florida:**

Answered: 29 Skipped: 1





# Geographic Considerations

# Geographic Considerations

	<b>Strongly Agree</b>	<b>Agree</b>	<b>Neutral</b>	<b>Disagree</b>	<b>Strongly Disagree</b>	<b>Total</b>	<b>Weighted Average</b>
How strongly do you agree that geographic distribution should be considered during restoration activity prioritization?	<b>34.48%</b> 10	<b>44.83%</b> 13	<b>10.34%</b> 3	<b>3.45%</b> 1	<b>6.90%</b> 2	29	2.03



# Consider the Pot 1 Formula?

	Strongly Agree	Agree	Neutral	Disagree	Strongly Disagree	Total	Weighted Average
<b>Q24 How strongly do you agree that the Florida State Expenditure Plan should follow the Pot 1 distribution approach?</b>	<b>27.59%</b> 8	<b>17.24%</b> 5	<b>10.34%</b> 3	<b>20.69%</b> 6	<b>24.14%</b> 7	29	2.97

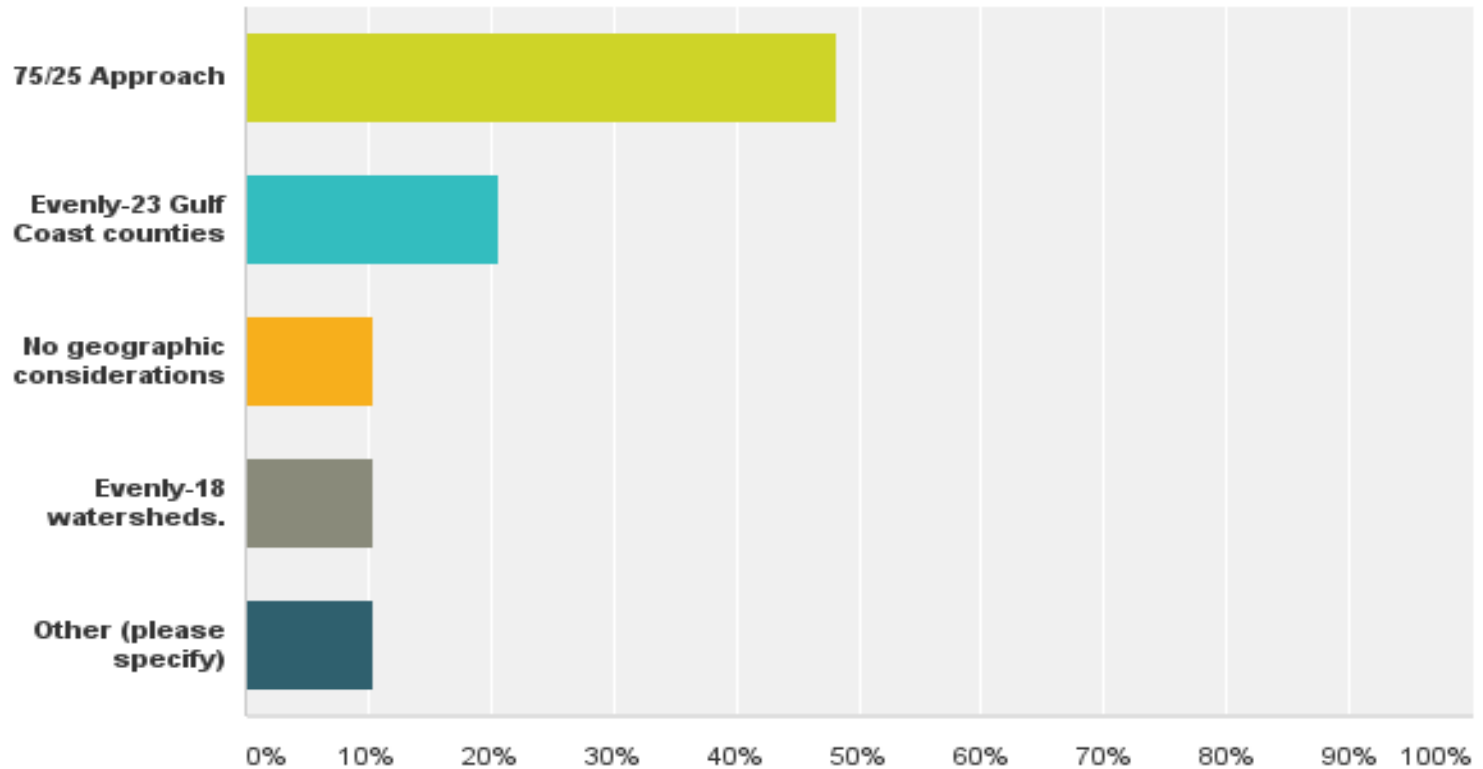
The respondents are evenly split on this question.

# Pick a Geographic Basis:

	<b>Disproportionately versus proportionally affected counties.</b>	<b>By county</b>	<b>By watershed</b>	<b>By region</b>	<b>Project merit</b>	<b>Total</b>	<b>Weighted Average</b>
Q23 If a geographic consideration was applied, on which geographic basis would you pick?	24.14% 7	34.48% 10	17.24% 5	10.34% 3	13.79% 4	29	2.55

## Q25 What do you think would be the fairest approach if a geographic criterion was applied? Pick one.

Answered: 29 Skipped: 1



48% picked the 75/25 split and 52% picked another alternative.

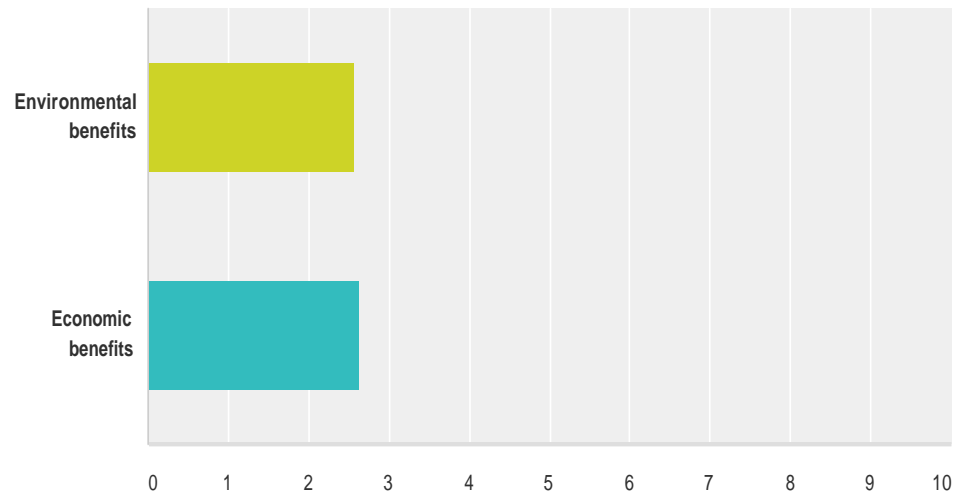


# Economic and Environmental Considerations

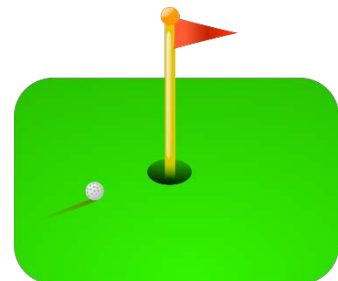
# Economic and Environmental Projects

**Q19 How strongly do you agree that a pre-set percentage of funds should be allocated to restoration activities with environmental and/or economic benefits?**

Answered: 29 Skipped: 1



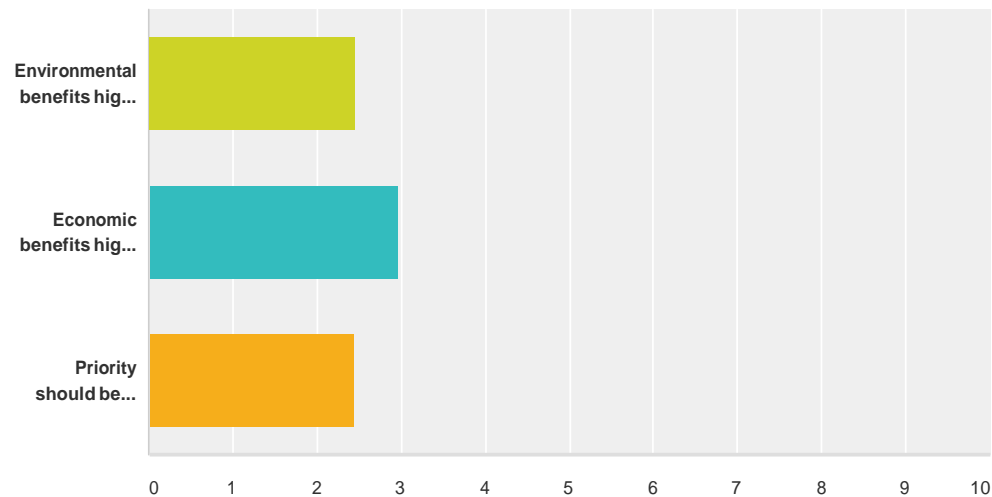
Short bars indicate more agreement.  
Longer bars indicate less agreement.



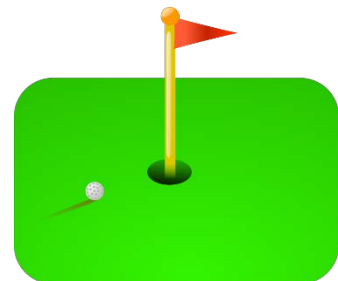
# Priorities for Types of Projects

**Q18 How strongly do you agree that restoration activities with environmental benefits are a priority over projects with purely economic benefits or economic benefits are a priority over projects with purely environmental benefits?**

Answered: 29 Skipped: 1



Short bars indicate more agreement.  
Longer bars indicate less agreement.



# Project Merits Only?

	Strongly Agree	Agree	Neutral	Disagree	Strongly Disagree	Total	Weighted Average
Q15 How strongly do you agree that projects should be rated on their own merits, without different prioritization for economic versus environmental restoration activities?	17.24% 5	44.83% 13	13.79% 4	20.69% 6	3.45% 1	29	2.48

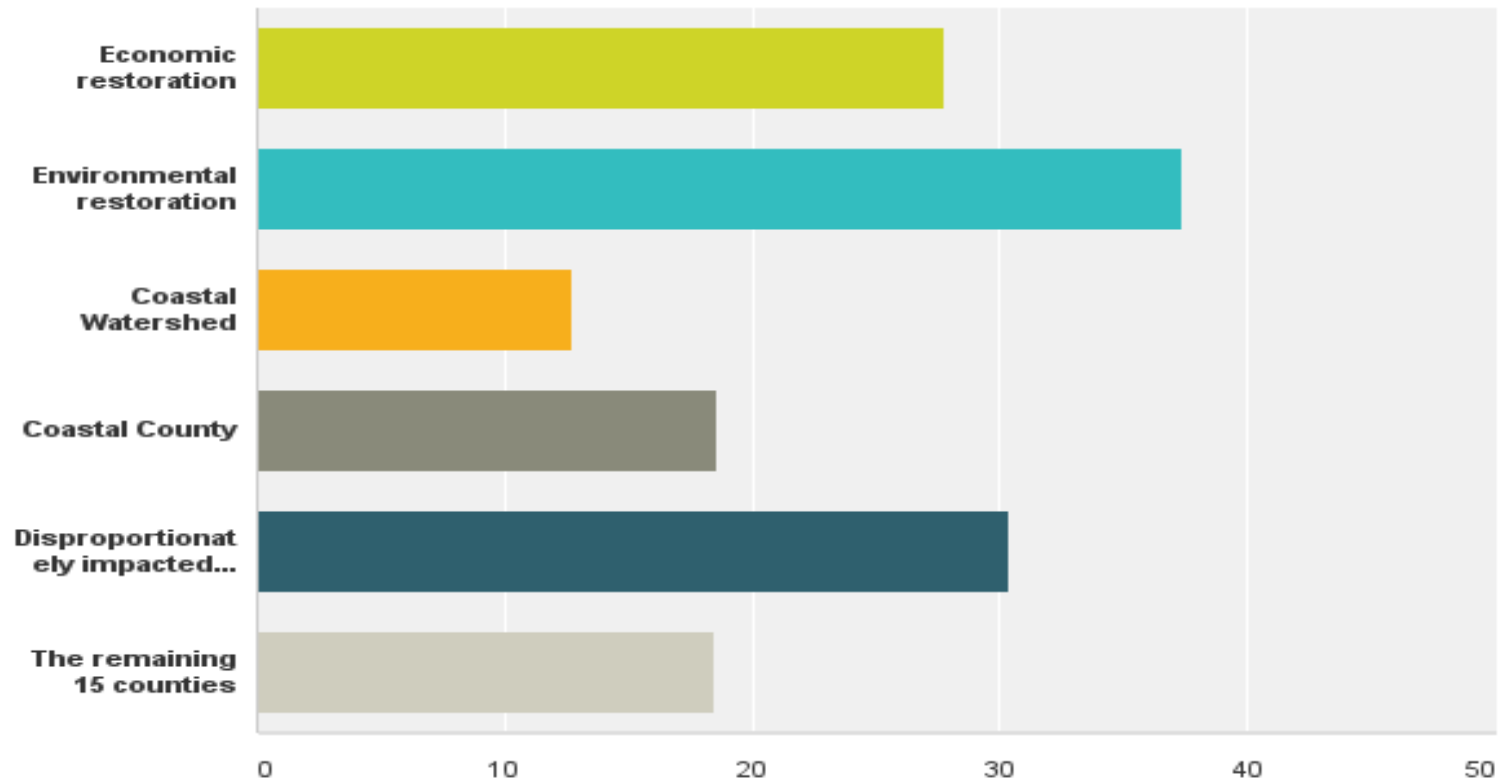


# General Considerations



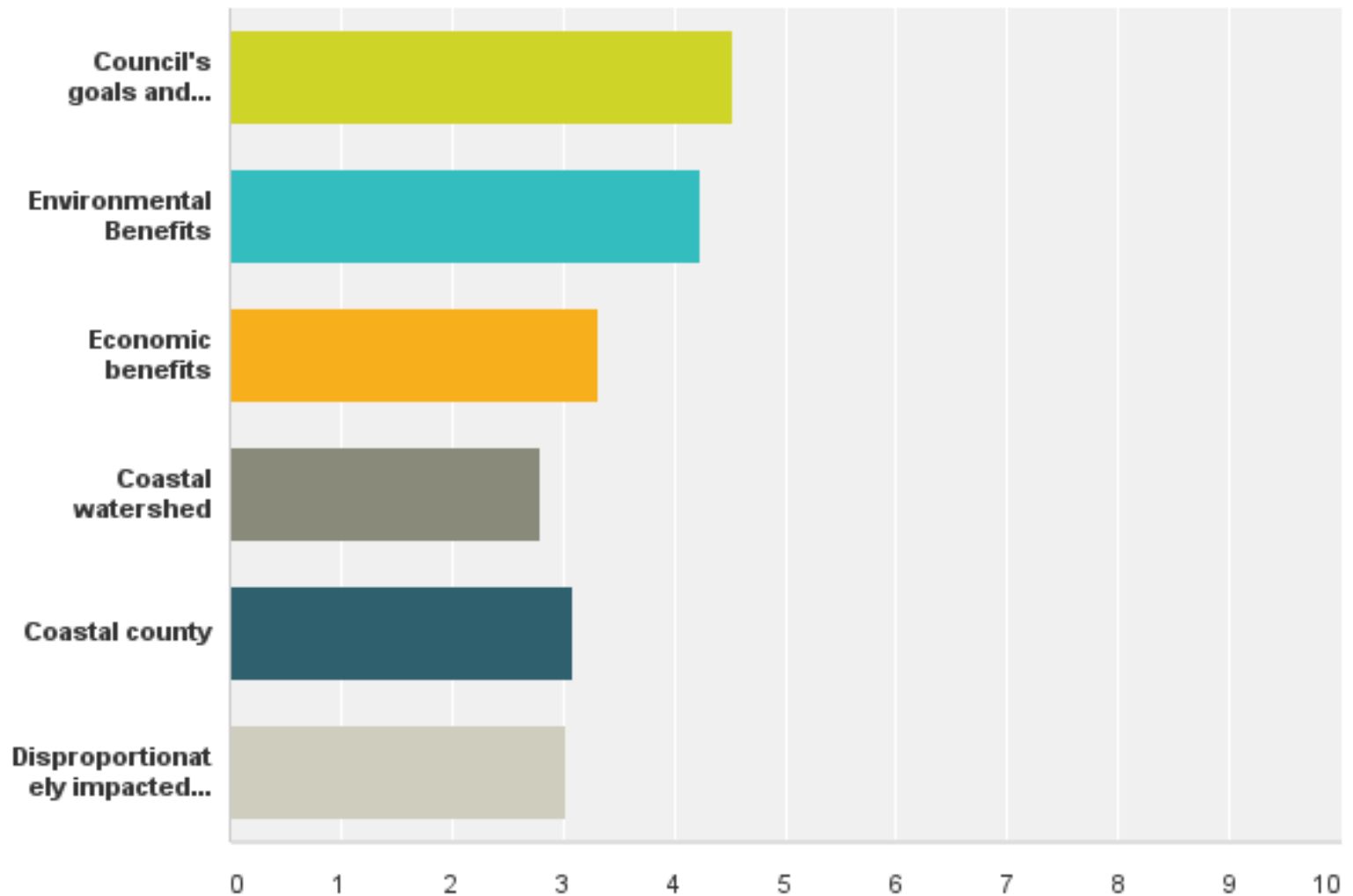
**Q29 If you had \$100 to spend on projects in the Florida State Expenditure Plan, what approach would you use to distribute the monies? Would you spend part on economic restoration activities and part on environmental restoration activities? Would you make sure each watershed or county received some funding or not? Tell us how you would spend your \$100.**

Answered: 28 Skipped: 2



# Q30 Please prioritize the criteria that should be considered when assessing a project:

Answered: 29 Skipped: 1



# Summary of Results

- General support for using the Council goals and objectives
- Consider adding text about economic restoration
- Interest in pre-determined geographic distribution but not what type
- Less interest in partitions for economic or environmental project categories; project merit is important



# Draft Settlement Implications

Discussion



# Draft Florida Goals

# Draft Florida Goals

## ***For Discussion: Primary Goals for the Florida State Expenditure Plan***

- ***Restore and Conserve Habitat*** – Restore and conserve the health, diversity, and resilience of key coastal, estuarine, and marine habitats.
- ***Restore Water Quality*** – Restore and protect water quality of the Gulf Coast region’s fresh, estuarine, and marine waters.
- ***Replenish and Protect Living Coastal and Marine Resources*** – Restore and protect healthy, diverse, and sustainable living coastal and marine resources.
- ***Restore and Revitalize the Gulf Economy*** – Enhance the sustainability and resiliency of the Gulf economy.

## ***For Discussion: Secondary Goals for the Florida State Expenditure Plan***

- ***Enhance Community Resilience*** – Build upon and sustain communities with capacity to adapt to short- and long-term changes, including economic resilience.



# Draft Florida Objectives

# Draft Florida Objectives

## ***For Discussion: Primary Objectives for the Florida State Expenditure Plan***

- ***Restore, Enhance, and Protect Habitats***
- ***Restore, Improve, and Protect Water Resources***
- ***Protect and Restore Living Coastal and Marine Resources***
- ***Restore and Enhance Natural Processes and Shorelines***

## ***For Discussion: Secondary Objectives for the Florida State Expenditure Plan***

- ***Promote Community Resilience, Including Economic Resilience***
- ***Promote Natural Resource Stewardship and Environmental Education***
- ***Improve Science-Based Decision-Making Processes***

## ***Possible Additions to the Objectives for Discussion***

- ***Restore, Diversify, and Revitalize the Gulf Economy with Economic and Environmental Restoration Projects***





# Geographic Distribution

# Reminder of Questionnaire Results

	<b>Strongly Agree</b>	<b>Agree</b>	<b>Neutral</b>	<b>Disagree</b>	<b>Strongly Disagree</b>	<b>Total</b>	<b>Weighted Average</b>
How strongly do you agree that geographic distribution should be considered during restoration activity prioritization?	<b>34.48%</b> 10	<b>44.83%</b> 13	<b>10.34%</b> 3	<b>3.45%</b> 1	<b>6.90%</b> 2	29	2.03

# Pot 1 Formula?

	Strongly Agree	Agree	Neutral	Disagree	Strongly Disagree	Total	Weighted Average
<b>Q24 How strongly do you agree that the Florida State Expenditure Plan should follow the Pot 1 distribution approach?</b>	<b>27.59%</b> 8	<b>17.24%</b> 5	<b>10.34%</b> 3	<b>20.69%</b> 6	<b>24.14%</b> 7	29	2.97

The respondents are evenly split on this question.

# Pick a Geographic Basis:

	Disproportionately versus proportionally affected counties.	By county	By watershed	By region	Project merit	Total	Weighted Average
Q23 If a geographic consideration was applied, on which geographic basis would you pick?	24.14% 7	34.48% 10	17.24% 5	10.34% 3	13.79% 4	29	2.55

# Geographic Distribution “Tapas”

- **No Geography**--Don't establish a geographic formula.
- **Use the Pot 1 Approach**--Use the same formula as Pot 1. The projects themselves would be selected/prioritized based on their economic and environmental benefits.
- **Even Steven**--Allocate all the money evenly geographically—4.43% (1/23) would fund some project(s) in each county. Counties could pool their funding for larger, regional projects if they wish.
- **Hybrid of Geography and Project Benefits**--Allocate a portion of the money to be geographically distributed among the 23 counties and the remainder used to fund projects, not based on geography but on project environmental and economic benefits.

# Take “No Geography” Off the Table?

- **No Geography**--Don't establish a geographic formula.

	Strongly Agree	Agree	Neutral	Disagree	Strongly Disagree	Total	Weighted Average
How strongly do you agree that geographic distribution should be considered during restoration activity prioritization?	34.48% 10	44.83% 13	10.34% 3	3.45% 1	6.90% 2	29	2.03

Should geography be a primary consideration in Florida's plan?

# Allocate All Funds Geographically?

- There was support for geographic considerations.
- Should all the funding be allocated geographically?
  - ▣ Pure geography?
  - ▣ Hybrid approach?

# Pure Geographic Approaches

- **Use the Pot 1 Approach**--Use the same formula as Pot 1. The projects themselves would be selected/prioritized based on their economic and environmental benefits.
- **Even Steven**--Allocate all the money evenly geographically—4.43% (1 / 23) would fund some project(s) in each county. Counties could pool their funding for larger, regional projects if they wish.



# Use a Hybrid Approach?

## □ **Hybrid of Geography and Project Benefits--**

Allocate a portion of the money to be geographically distributed among the 23 counties and the remainder used to fund projects, not based on geography but on project environmental and economic benefits.

Should a portion of the funding be allocated to each county or coastal watershed?

Should the disproportionate counties receive more of the funding?

# Notes on Geography:



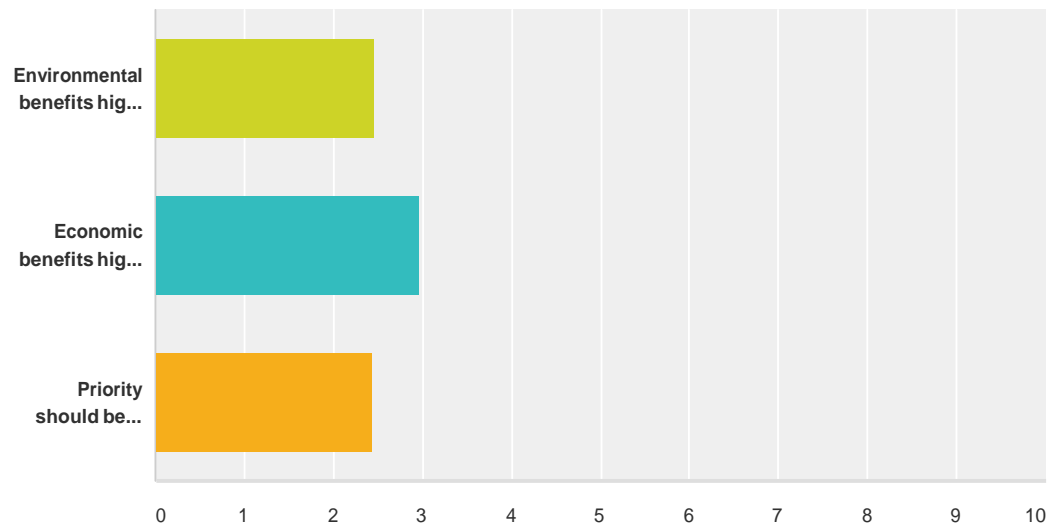


# Economic and Environmental Projects

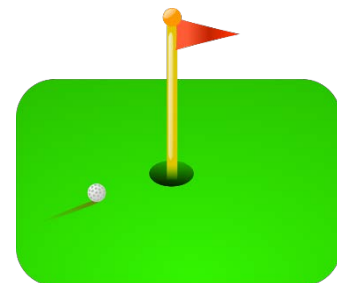
# Priorities for Types of Projects

**Q18 How strongly do you agree that restoration activities with environmental benefits are a priority over projects with purely economic benefits or economic benefits are a priority over projects with purely environmental benefits?**

Answered: 29 Skipped: 1



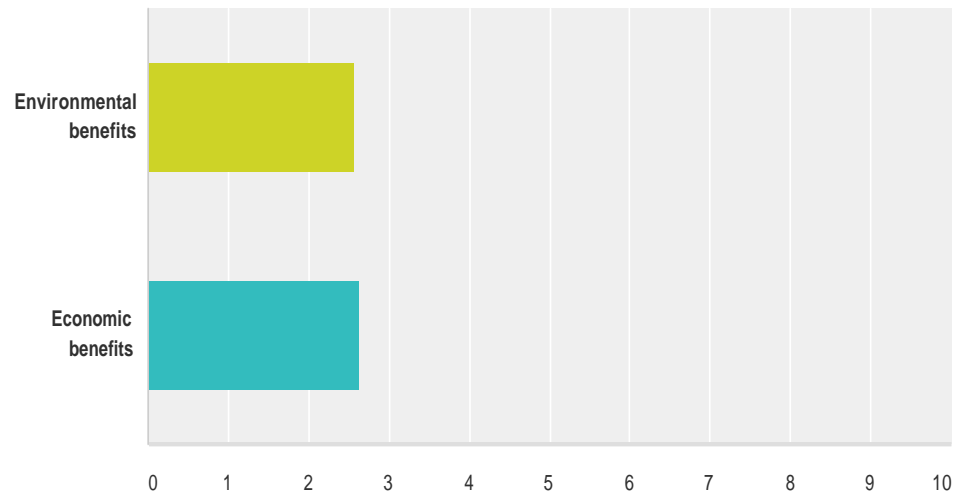
Short bars indicate more agreement.  
Longer bars indicate less agreement.



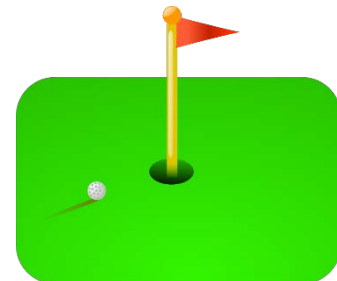
# Economic and Environmental Projects

**Q19 How strongly do you agree that a pre-set percentage of funds should be allocated to restoration activities with environmental and/or economic benefits?**

Answered: 29 Skipped: 1



Short bars indicate more agreement.  
Longer bars indicate less agreement.



# Project Merits Only?

	Strongly Agree	Agree	Neutral	Disagree	Strongly Disagree	Total	Weighted Average
Q15 How strongly do you agree that projects should be rated on their own merits, without different prioritization for economic versus environmental restoration activities?	17.24% 5	44.83% 13	13.79% 4	20.69% 6	3.45% 1	29	2.48

# Handout on Econ/Env. Projects

*Your feedback indicates that, overall, a pre-set partition for either economic or environmental projects is not desirable.*

## **Pros for Partitioning Some Funding for Certain Kinds of Projects**

Ensures that some projects of each type are funded.

Some concern that economic projects will not receive the emphasis they deserve.

## **Cons for Partitioning Some Funding for Certain Kinds of Projects**

Many directors commented that they felt that projects with the most benefits—whether economic, environmental, or both—should be the ones selected and therefore a partition was unnecessary.

Many directors commented that they were concerned that if funds were partitioned, that the best projects with multiple benefits would not be selected.

*A few directors suggested that some funds should be set aside for future projects or impacts, scientific research, or both.*

# Discussion Items:

- Do we need to define \$ allocations for either economic development or environmental projects?
- Should some Pot 3 funding be designated to study the long term threat/impact of oil remaining in the Gulf and/or other rigs that may have similar structural issues?



# Notes on Econ./Env. Projects



# Wrap Up and Public Comments

---

- Facilitator's Summary
- Feedback
- Chairman's Comments
- Public Comments

# Next Meeting



Wednesday, November 18, 2015

*Omni Amelia Island Plantation – Nassau County*