

# FLORIDA GULF CONSORTIUM WORKSHOP

August 26, 2015



# Discussion Format



# Productivity Rules

Handout #1

# Productivity Rules

- Cell phones muted.
- Everyone participates.
- Be (very) concise.
- Listen.
- It's okay to disagree, but:
  - Respect each other & suspend personal judgment.
  - Use time effectively, stay on task, and honor time limits.

# Productivity Rules

- Use your name tent.
- Consensus measures:
  - Strongly Agree
  - Agree
  - Neutral
  - Disagree
  - Strongly Disagree
- Strongly Agree
- Agree
- Neutral
- Disagree
- Strongly Disagree

# Future Topics (Not Today)

---

- Committee membership.
- Regional boundaries for public involvement programs.
- Key decision points for Consortium review and approval.
- Detailed project selection criteria.

# Today's Workshop Goals



- Create draft goals & objectives.
- Define an approach for geographic distribution.
- Define an approach for general types of projects.

# Presentations

## Information to Assist Your Discussions

- Handout #2
- Handout #3





# Summary of Questionnaire Results

# Outcomes

---

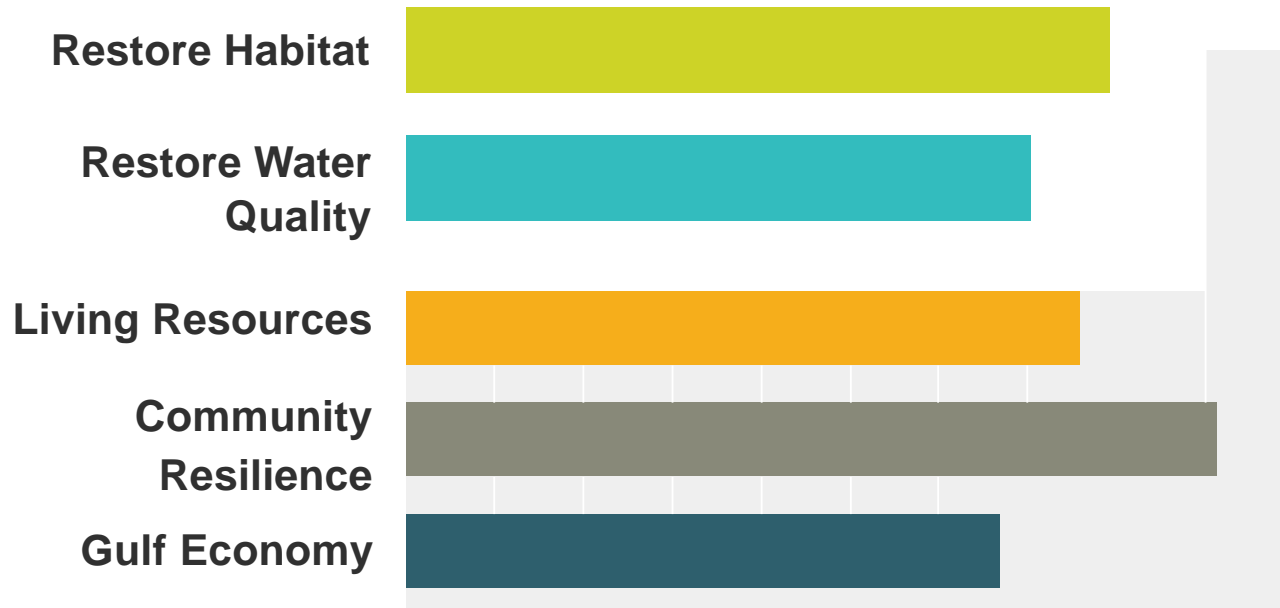
- Local versus Gulf-wide approach.
- Economic progress.
- Environmental progress.
- Gulf Council Goals & Objectives.

# Goals & Objectives

---

- Consistency with the Council's items required.
- General support.
- Concerns about fisheries rules.
- Benefits and costs of projects.
- Overall, a good starting point.

# Goals in Florida



Short bars indicate more agreement.  
Longer bars indicate less agreement.



# Agreement on Goals that Apply in Florida

	<b>Strongly Agree</b>	<b>Agree</b>	<b>Neutral</b>	<b>Disagree</b>	<b>Strongly Disagree</b>	<b>Total</b>	<b>Weighted Average</b>
Restore Habitat	<b>48.28%</b> 14	<b>44.83%</b> 13	<b>6.90%</b> 2	<b>0.00%</b> 0	<b>0.00%</b> 0	29	1.59
Restore Water Quality	<b>62.07%</b> 18	<b>34.48%</b> 10	<b>3.45%</b> 1	<b>0.00%</b> 0	<b>0.00%</b> 0	29	1.41
Living Resources	<b>51.72%</b> 15	<b>44.83%</b> 13	<b>3.45%</b> 1	<b>0.00%</b> 0	<b>0.00%</b> 0	29	1.52
Community Resilience	<b>34.48%</b> 10	<b>48.28%</b> 14	<b>17.24%</b> 5	<b>0.00%</b> 0	<b>0.00%</b> 0	29	1.83
Gulf Economy	<b>72.41%</b> 21	<b>20.69%</b> 6	<b>6.90%</b> 2	<b>0.00%</b> 0	<b>0.00%</b> 0	29	1.34

# Additional Goal Suggestions

Marine science to help determine damage to fisheries

matching funds with long term contributors to economy and or environment

The goals listed are very inclusive, but I do want to be certain anything we approve does not impede access to our Natural Resources, cause fees to be added in order to access, or negatively impact current jobs.

No

The most affected 8 counties are being funded in much more substantial ways than the 13 less affected counties. I think there should be a lot more flexibility to prioritize what is best for each, There maybe some great tourism/ economic projects that get pushed back because of the environmental pressure.

Job creation should be expressed in the Gulf Economy goal and probably is embedded elsewhere

Public Access

Diversify the Gulf economy

Goals 1 and 3 seem somewhat redundant. An economic diversity goal regarding jobs/industries development with specific incentives for businesses to re- locate or grow would be good.

Uniting coastal counties in a common goal and working together towards that end

We need to look inland to protect the water that flows from the rivers and streams into the Gulf.

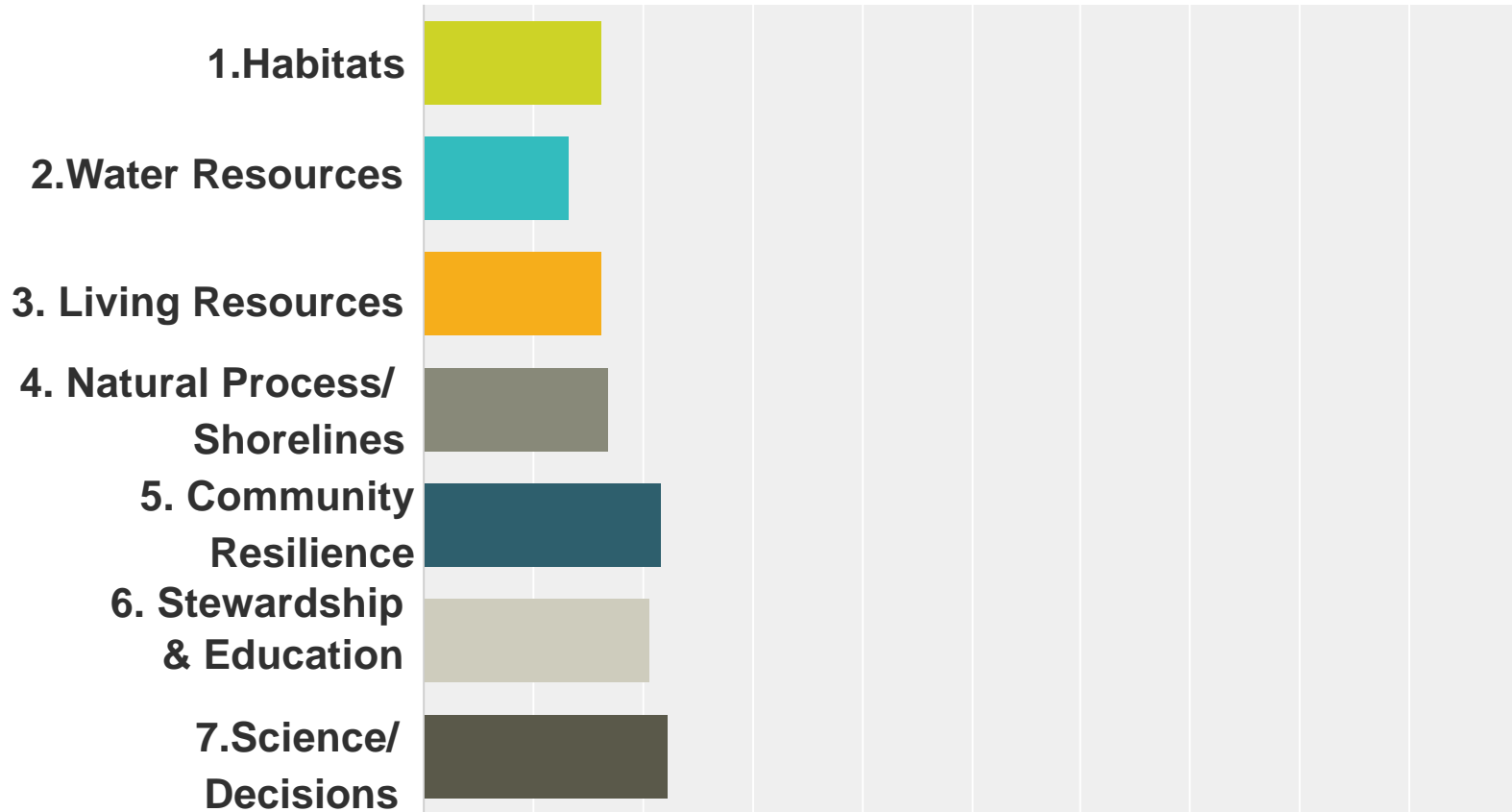
No additional goals

No. These are big enough to handle any additional will pull attention away from the main effort.

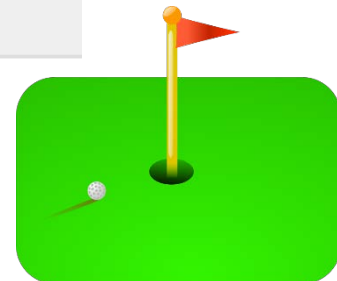
N A

Long term research of damage from oil spill

# Agreement that Objectives Apply in Florida



Short bars indicate more agreement.  
Longer bars indicate less agreement.



	<b>Strongly Agree</b>	<b>Agree</b>	<b>Neutral</b>	<b>Disagree</b>	<b>Strongly Disagree</b>	<b>Total</b>	<b>Weighted Average</b>
1. Habitats	<b>37.93%</b> 11	<b>62.07%</b> 18	<b>0.00%</b> 0	<b>0.00%</b> 0	<b>0.00%</b> 0	29	1.62
2. Water Resources	<b>68.97%</b> 20	<b>27.59%</b> 8	<b>3.45%</b> 1	<b>0.00%</b> 0	<b>0.00%</b> 0	29	1.34
3. Living Resources	<b>41.38%</b> 12	<b>55.17%</b> 16	<b>3.45%</b> 1	<b>0.00%</b> 0	<b>0.00%</b> 0	29	1.62
4. Natural Process/Shorelines	<b>34.48%</b> 10	<b>62.07%</b> 18	<b>3.45%</b> 1	<b>0.00%</b> 0	<b>0.00%</b> 0	29	1.69
5. Community Resilience	<b>20.69%</b> 6	<b>48.28%</b> 14	<b>24.14%</b> 7	<b>6.90%</b> 2	<b>0.00%</b> 0	29	2.17
6. Stewardship & Education	<b>20.69%</b> 6	<b>55.17%</b> 16	<b>20.69%</b> 6	<b>3.45%</b> 1	<b>0.00%</b> 0	29	2.07
7. Science/ Decision Processes	<b>20.69%</b> 6	<b>44.83%</b> 13	<b>24.14%</b> 7	<b>10.34%</b> 3	<b>0.00%</b> 0	29	2.24

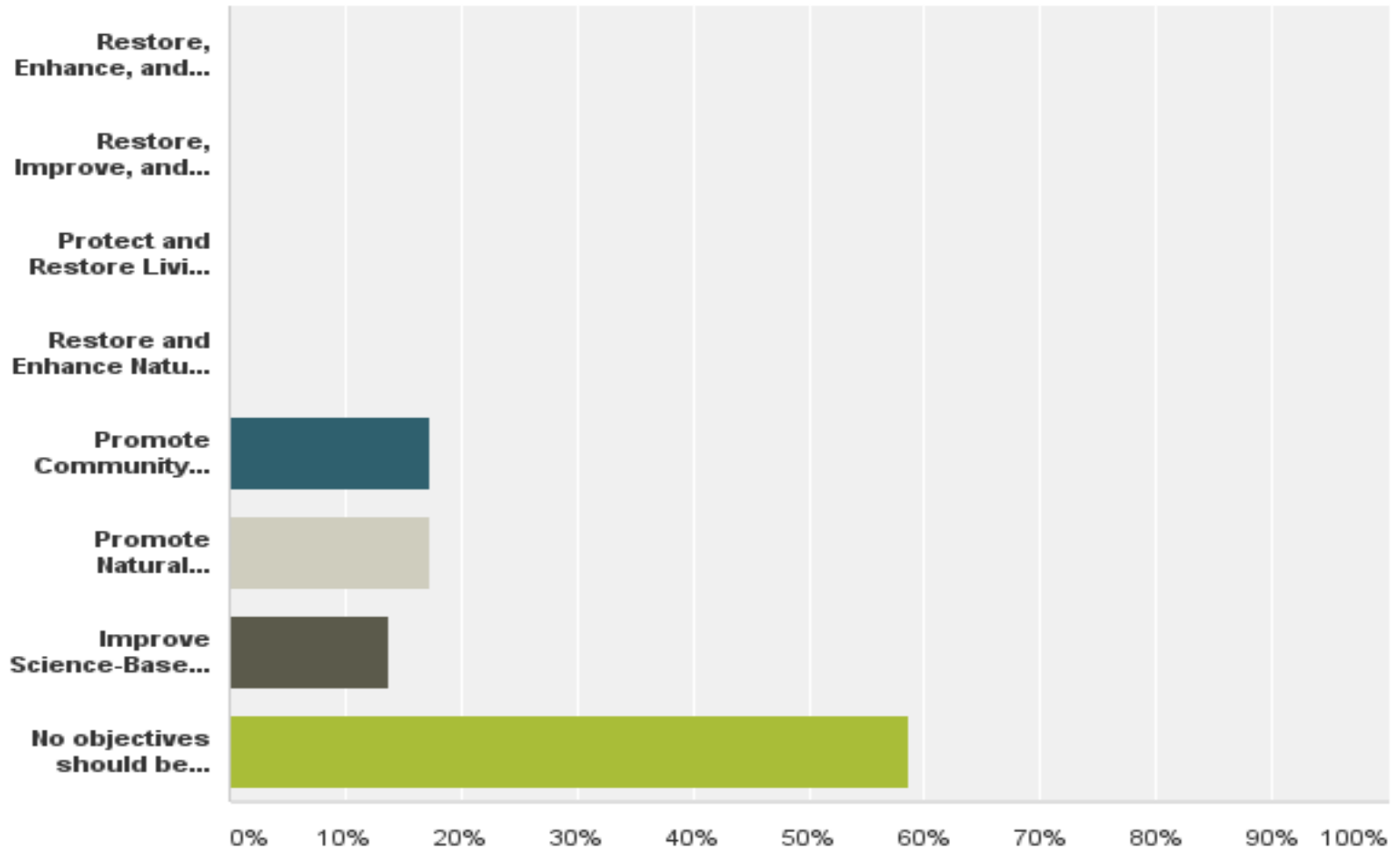


# Additional Objectives Suggestions

#	Responses
1	More focus on economic development
2	Not additional; however, use these goals to maximize both environmental and economical benefit using available science. Thus, more direct benefit.
3	Workforce development, permanent jobs, promotion of tourism in the Gulf region, including fishing.
4	the 15 less affected counties need fleiblity.
5	in the State Expenditure plan it should have the full scope of economic opportunities as well as environmental
6	promote things that would help the ability to diversify Florida's economy
7	It would appear that a few goals although identified separately, could be considered one and the same. This approach may more heavily weigh environmental initiatives over individual county priorities.
8	No
9	N A

**Q13 Do you feel that any of the Council's objectives should be excluded from a list of Florida-specific objectives? Check any that apply, that you would exclude for Florida:**

Answered: 29 Skipped: 1





# Geographic Considerations

# Geographic Considerations

	<b>Strongly Agree</b>	<b>Agree</b>	<b>Neutral</b>	<b>Disagree</b>	<b>Strongly Disagree</b>	<b>Total</b>	<b>Weighted Average</b>
How strongly do you agree that geographic distribution should be considered during restoration activity prioritization?	<b>34.48%</b> 10	<b>44.83%</b> 13	<b>10.34%</b> 3	<b>3.45%</b> 1	<b>6.90%</b> 2	29	2.03

# Consider the Pot 1 Formula?

	Strongly Agree	Agree	Neutral	Disagree	Strongly Disagree	Total	Weighted Average
<b>Q24 How strongly do you agree that the Florida State Expenditure Plan should follow the Pot 1 distribution approach?</b>	<b>27.59%</b> 8	<b>17.24%</b> 5	<b>10.34%</b> 3	<b>20.69%</b> 6	<b>24.14%</b> 7	29	2.97

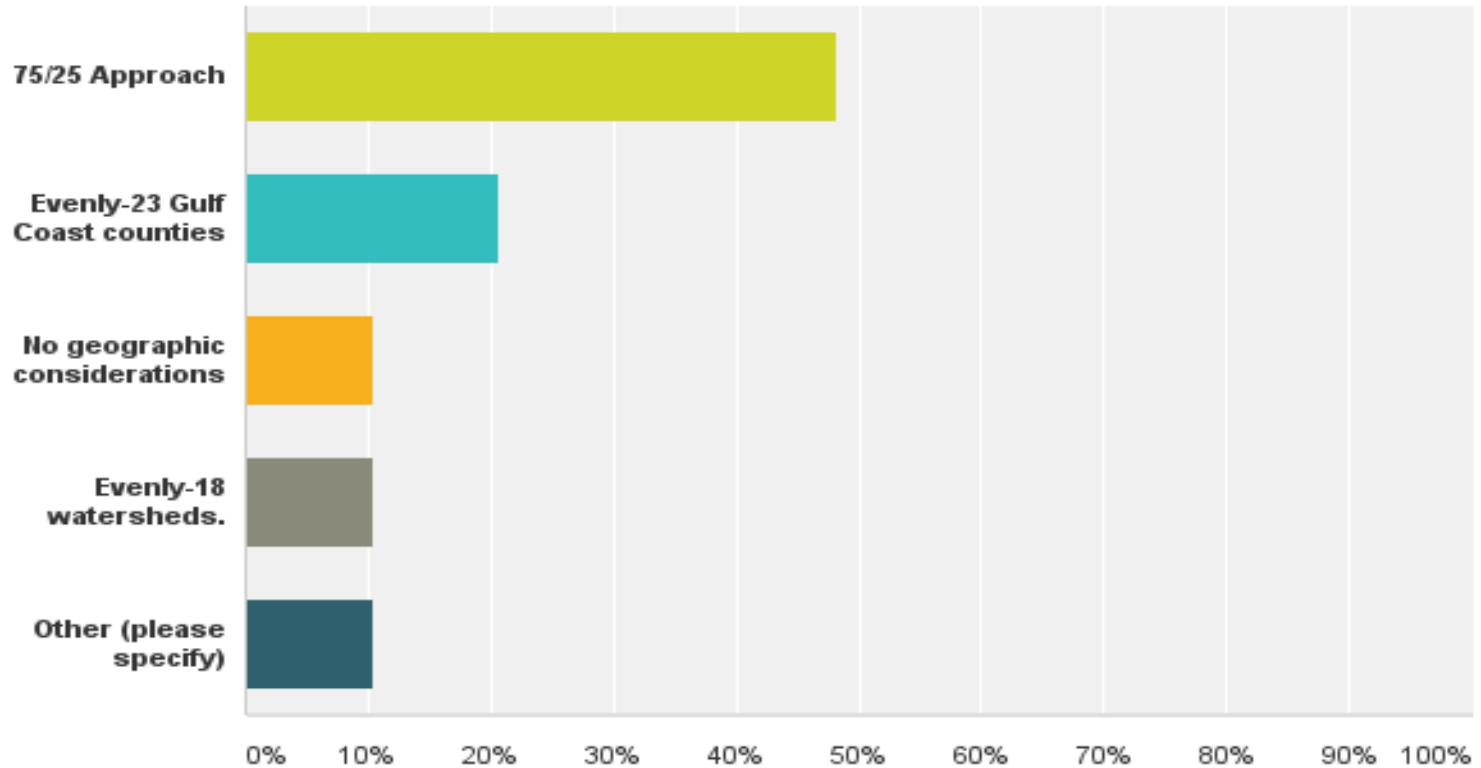
The respondents are evenly split on this question.

# Pick a Geographic Basis:

	<b>Disproportionately versus proportionally affected counties.</b>	<b>By county</b>	<b>By watershed</b>	<b>By region</b>	<b>Project merit</b>	<b>Total</b>	<b>Weighted Average</b>
Q23 If a geographic consideration was applied, on which geographic basis would you pick?	24.14% 7	34.48% 10	17.24% 5	10.34% 3	13.79% 4	29	2.55

## Q25 What do you think would be the fairest approach if a geographic criterion was applied? Pick one.

Answered: 29 Skipped: 1



48% picked the 75/25 split and 52% picked another alternative.



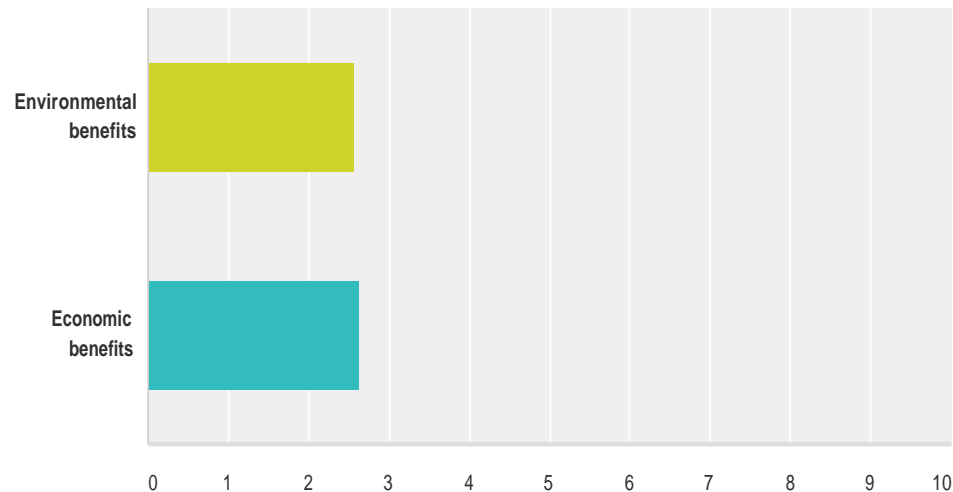
# Economic and Environmental Considerations



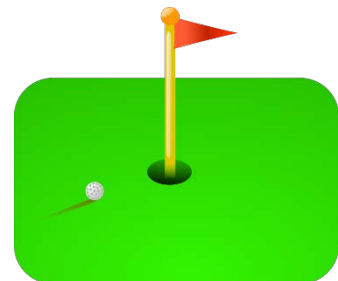
# Economic and Environmental Projects

**Q19 How strongly do you agree that a pre-set percentage of funds should be allocated to restoration activities with environmental and/or economic benefits?**

Answered: 29 Skipped: 1



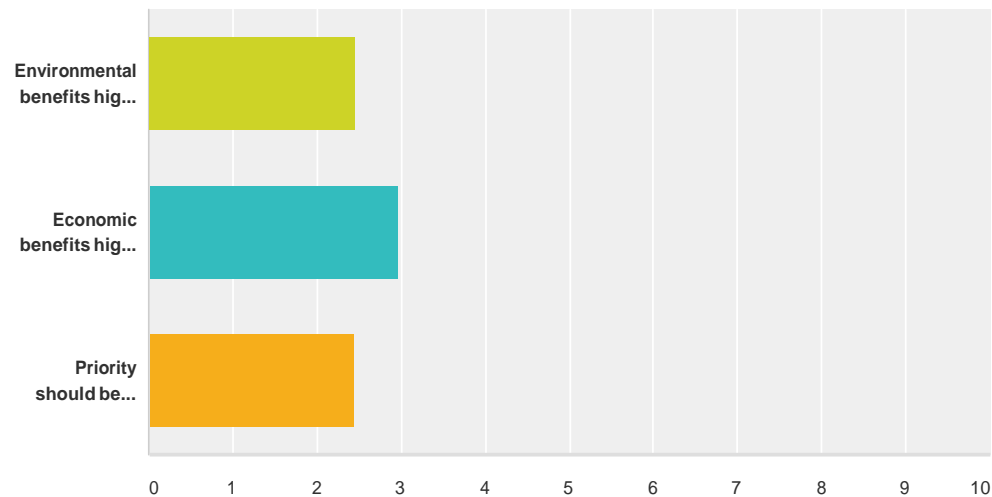
Short bars indicate more agreement.  
Longer bars indicate less agreement.



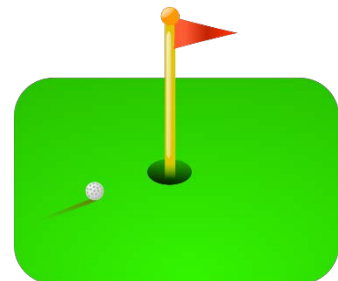
# Priorities for Types of Projects

**Q18 How strongly do you agree that restoration activities with environmental benefits are a priority over projects with purely economic benefits or economic benefits are a priority over projects with purely environmental benefits?**

Answered: 29 Skipped: 1



Short bars indicate more agreement.  
Longer bars indicate less agreement.



# Project Merits Only?

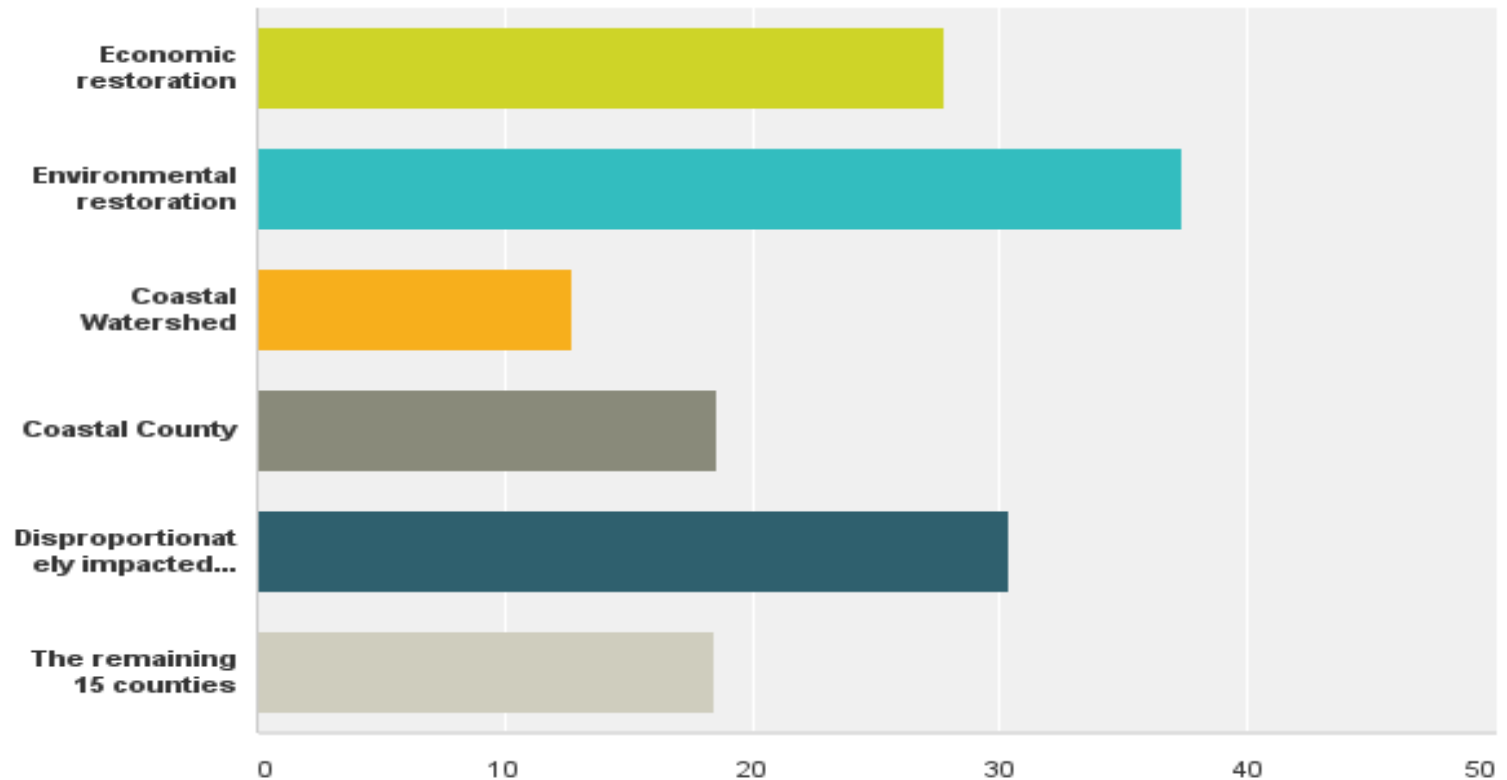
	Strongly Agree	Agree	Neutral	Disagree	Strongly Disagree	Total	Weighted Average
Q15 How strongly do you agree that projects should be rated on their own merits, without different prioritization for economic versus environmental restoration activities?	17.24% 5	44.83% 13	13.79% 4	20.69% 6	3.45% 1	29	2.48



# General Considerations

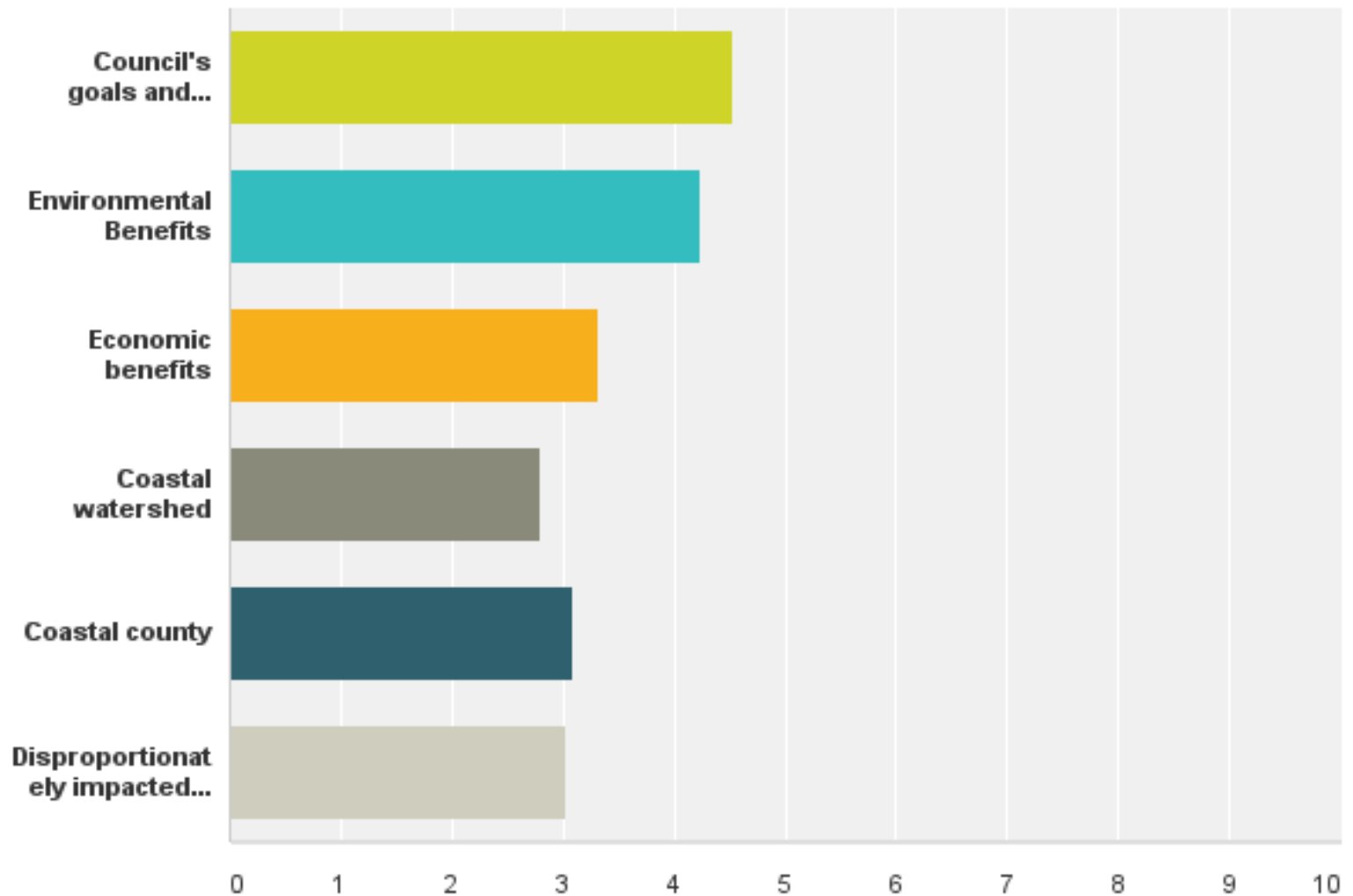
**Q29 If you had \$100 to spend on projects in the Florida State Expenditure Plan, what approach would you use to distribute the monies? Would you spend part on economic restoration activities and part on environmental restoration activities? Would you make sure each watershed or county received some funding or not? Tell us how you would spend your \$100.**

Answered: 28 Skipped: 2



# Q30 Please prioritize the criteria that should be considered when assessing a project:

Answered: 29 Skipped: 1



# Summary of Results

- General support for using the Council goals and objectives
- Consider adding text about economic restoration
- Interest in pre-determined geographic distribution but not what type
- Less interest in partitions for economic or environmental project categories; project merit is important



# Draft Settlement Implications

Discussion





# Draft Florida Goals

# Draft Florida Goals

## ***For Discussion: Primary Goals for the Florida State Expenditure Plan***

- ***Restore and Conserve Habitat*** – Restore and conserve the health, diversity, and resilience of key coastal, estuarine, and marine habitats.
- ***Restore Water Quality*** – Restore and protect water quality of the Gulf Coast region's fresh, estuarine, and marine waters.
- ***Replenish and Protect Living Coastal and Marine Resources*** – Restore and protect healthy, diverse, and sustainable living coastal and marine resources.
- ***Restore and Revitalize the Gulf Economy*** – Enhance the sustainability and resiliency of the Gulf economy.

## ***For Discussion: Secondary Goals for the Florida State Expenditure Plan***

- ***Enhance Community Resilience*** – Build upon and sustain communities with capacity to adapt to short- and long-term changes, including economic resilience.



# Draft Florida Objectives

# Draft Florida Objectives

## ***For Discussion: Primary Objectives for the Florida State Expenditure Plan***

- ***Restore, Enhance, and Protect Habitats***
- ***Restore, Improve, and Protect Water Resources***
- ***Protect and Restore Living Coastal and Marine Resources***
- ***Restore and Enhance Natural Processes and Shorelines***

## ***For Discussion: Secondary Objectives for the Florida State Expenditure Plan***

- ***Promote Community Resilience, Including Economic Resilience***
- ***Promote Natural Resource Stewardship and Environmental Education***
- ***Improve Science-Based Decision-Making Processes***

## ***Possible Additions to the Objectives for Discussion***

- ***Restore, Diversify, and Revitalize the Gulf Economy with Economic and Environmental Restoration Projects***



# Geographic Distribution

# Reminder of Questionnaire Results

	<b>Strongly Agree</b>	<b>Agree</b>	<b>Neutral</b>	<b>Disagree</b>	<b>Strongly Disagree</b>	<b>Total</b>	<b>Weighted Average</b>
How strongly do you agree that geographic distribution should be considered during restoration activity prioritization?	<b>34.48%</b> 10	<b>44.83%</b> 13	<b>10.34%</b> 3	<b>3.45%</b> 1	<b>6.90%</b> 2	29	2.03

# Pot 1 Formula?

	Strongly Agree	Agree	Neutral	Disagree	Strongly Disagree	Total	Weighted Average
<b>Q24 How strongly do you agree that the Florida State Expenditure Plan should follow the Pot 1 distribution approach?</b>	<b>27.59%</b> 8	<b>17.24%</b> 5	<b>10.34%</b> 3	<b>20.69%</b> 6	<b>24.14%</b> 7	29	2.97

The respondents are evenly split on this question.

# Pick a Geographic Basis:

	<b>Disproportionately versus proportionally affected counties.</b>	<b>By county</b>	<b>By watershed</b>	<b>By region</b>	<b>Project merit</b>	<b>Total</b>	<b>Weighted Average</b>
Q23 If a geographic consideration was applied, on which geographic basis would you pick?	24.14% 7	34.48% 10	17.24% 5	10.34% 3	13.79% 4	29	2.55



# Geographic Distribution “Tapas”

- **No Geography**--Don't establish a geographic formula.
- **Use the Pot 1 Approach**--Use the same formula as Pot 1. The projects themselves would be selected/prioritized based on their economic and environmental benefits.
- **Even Steven**--Allocate all the money evenly geographically—4.43% (1/23) would fund some project(s) in each county. Counties could pool their funding for larger, regional projects if they wish.
- **Hybrid of Geography and Project Benefits**--Allocate a portion of the money to be geographically distributed among the 23 counties and the remainder used to fund projects, not based on geography but on project environmental and economic benefits.

# Take “No Geography” Off the Table?

- **No Geography**--Don't establish a geographic formula.

	Strongly Agree	Agree	Neutral	Disagree	Strongly Disagree	Total	Weighted Average
How strongly do you agree that geographic distribution should be considered during restoration activity prioritization?	34.48% 10	44.83% 13	10.34% 3	3.45% 1	6.90% 2	29	2.03

Should geography be a primary consideration in Florida's plan?

# Allocate All Funds Geographically?

- There was support for geographic considerations.
- Should all the funding be allocated geographically?
  - ▣ Pure geography?
  - ▣ Hybrid approach?

# Pure Geographic Approaches

- **Use the Pot 1 Approach**--Use the same formula as Pot 1. The projects themselves would be selected/prioritized based on their economic and environmental benefits.
- **Even Steven**--Allocate all the money evenly geographically—4.43% (1 / 23) would fund some project(s) in each county. Counties could pool their funding for larger, regional projects if they wish.

# Use a Hybrid Approach?

## □ **Hybrid of Geography and Project Benefits--**

Allocate a portion of the money to be geographically distributed among the 23 counties and the remainder used to fund projects, not based on geography but on project environmental and economic benefits.

Should a portion of the funding be allocated to each county or coastal watershed?

Should the disproportionate counties receive more of the funding?

# Notes on Geography:



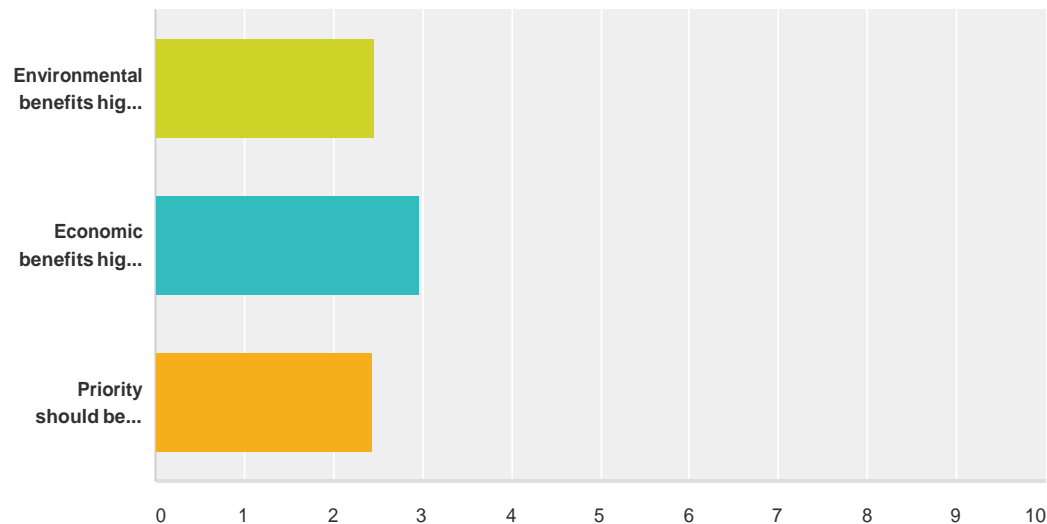


# Economic and Environmental Projects

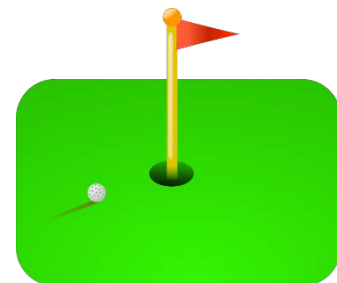
# Priorities for Types of Projects

**Q18 How strongly do you agree that restoration activities with environmental benefits are a priority over projects with purely economic benefits or economic benefits are a priority over projects with purely environmental benefits?**

Answered: 29 Skipped: 1



Short bars indicate more agreement.  
Longer bars indicate less agreement.

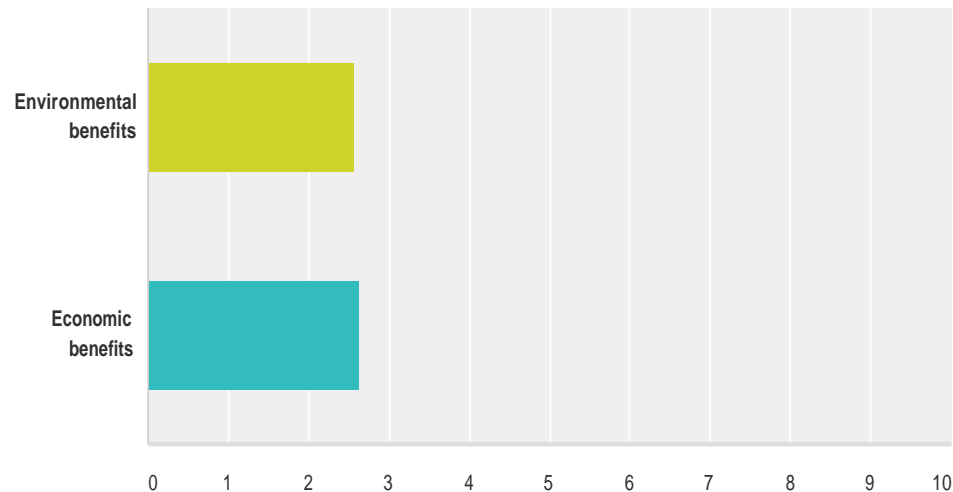




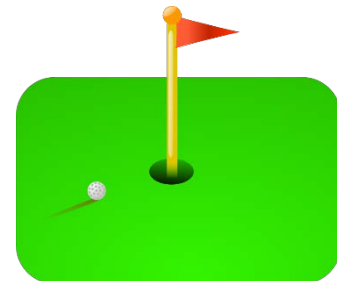
# Economic and Environmental Projects

**Q19 How strongly do you agree that a pre-set percentage of funds should be allocated to restoration activities with environmental and/or economic benefits?**

Answered: 29 Skipped: 1



Short bars indicate more agreement.  
Longer bars indicate less agreement.



# Project Merits Only?

	Strongly Agree	Agree	Neutral	Disagree	Strongly Disagree	Total	Weighted Average
Q15 How strongly do you agree that projects should be rated on their own merits, without different prioritization for economic versus environmental restoration activities?	17.24% 5	44.83% 13	13.79% 4	20.69% 6	3.45% 1	29	2.48

# Handout on Econ/Env. Projects

*Your feedback indicates that, overall, a pre-set partition for either economic or environmental projects is not desirable.*

## **Pros for Partitioning Some Funding for Certain Kinds of Projects**

Ensures that some projects of each type are funded.

Some concern that economic projects will not receive the emphasis they deserve.

## **Cons for Partitioning Some Funding for Certain Kinds of Projects**

Many directors commented that they felt that projects with the most benefits—whether economic, environmental, or both—should be the ones selected and therefore a partition was unnecessary.

Many directors commented that they were concerned that if funds were partitioned, that the best projects with multiple benefits would not be selected.

*A few directors suggested that some funds should be set aside for future projects or impacts, scientific research, or both.*

# Discussion Items:

---

- Do we need to define \$ allocations for either economic development or environmental projects?
- Should some Pot 3 funding be designated to study the long term threat/impact of oil remaining in the Gulf and/or other rigs that may have similar structural issues?

# Notes on Econ./Env. Projects



# Wrap Up and Public Comments

---

- Facilitator's Summary
- Feedback
- Chairman's Comments
- Public Comments

# Next Meeting



Wednesday, November 18, 2015

*Omni Amelia Island Plantation – Nassau County*